
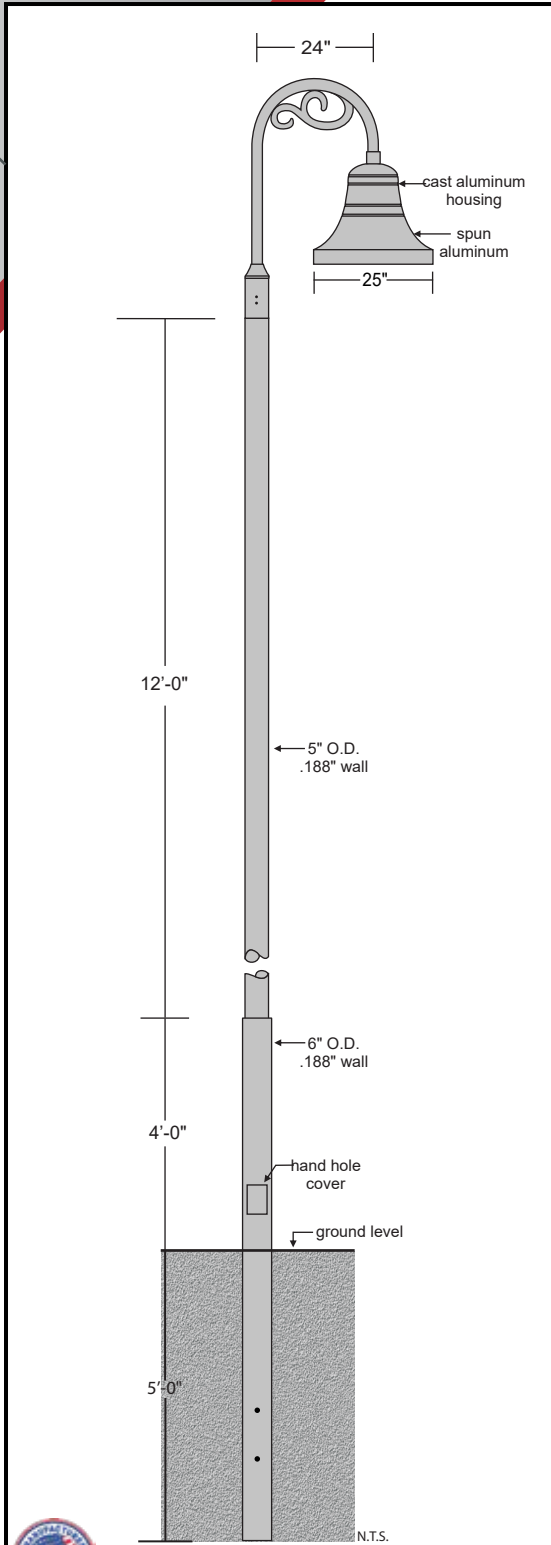



wall mount



twin unit



SYSTEM PERFORMANCE SPECIFICATIONS

LED: 64W
 Life Hours: 50,000
 CRI: 70
 CCT: 4000K^o
 Voltage: 120V-277V

FEATURES/BENEFITS

- . High quality LED light that meets industry norms.
- . High efficiency and energy savings.
- . Environmentally friendly.
- . Reliable and low maintenance.
- . 7 year limited warranty on system.
- . All electrical components are UL recognized.

Ordering Example:

WLS-749-64W-LED-SMT-4K-TYPE III-SINGLE AT07-DS/
 SRAP5(12)/6(4)DB(5)-188"-COLOR

SPECIFICATIONS

LUMINAIRE: Heavy ga. spun aluminum housing with cast aluminum LED driver compartment.
OPTICS: Type III or V light distribution clear injection molded lens. Type IV light distribution clear glass.
DRIVER: .Electronic LED driver (120-277V).
OPTIONAL: Dimming control (0-10V).
LIGHT SOURCE: 64W LED.
ARM: 2" aluminum pipe, Sch.#40, 6063 with aluminum strolls
POLE: 5/6" O.D. .188" wall straight aluminum shaft, for direct burial reinforced hand hole & cover.
ELECTRICAL: All components are UL recognized. Luminaire is shipped complete and ready to install. Luminaire is designed for operation in wet locations.
FINISH: Powder coat. Standard colors are Black, White, Dark Green, Bronze, and Dark Bronze. (Custom colors available, consult factory).

All exposed hardware shall be stainless steel.

Project name: _____

Date: _____

Location: _____

Notes: _____



Made in the U.S.A of the U.S. imported parts.
 Meets Buy American requirements ARRA