

Attachment E

CORKSCREW CROSSING RPD

ESTERO, FL

PATTERN BOOK
SEPTEMBER 28, 2018

PREPARED FOR:



JMB TRANSPORTATION ENGINEERING, INC.
TRAFFIC/TRANSPORTATION ENGINEERING & PLANNING SERVICES



TABLE OF CONTENTS

<u>PAGE:</u>	<u>DESCRIPTION:</u>
1	CONCEPT SITE PLAN - OVERALL
2	CONCEPT SITE PLAN - ENLARGED
3	CONCEPT SITE PLAN - ENLARGED
4	ENTRANCE FEATURE & GATEHOUSE
5	CORKSCREW ROAD BUFFER
6	WEST BUFFER EXHIBIT & PLANT IMAGES
7	WEST BUFFER EXHIBIT
8	EAST BUFFER EXHIBIT
9	COASTAL, CRAFTSMAN AND MEDITERRANEAN MODELS
10	SAMPLE COLOR PALETTE
11	CLUBHOUSE & AMENITIES SAMPLES
12	PERIMETER WALLS DESIGN & LAKE FOUNTAIN SAMPLES
13	PLANT PALETTE


CONCEPT SITE PLAN - OVERALL



CONCEPT SITE PLAN - ENLARGED



CONCEPT SITE PLAN - ENLARGED





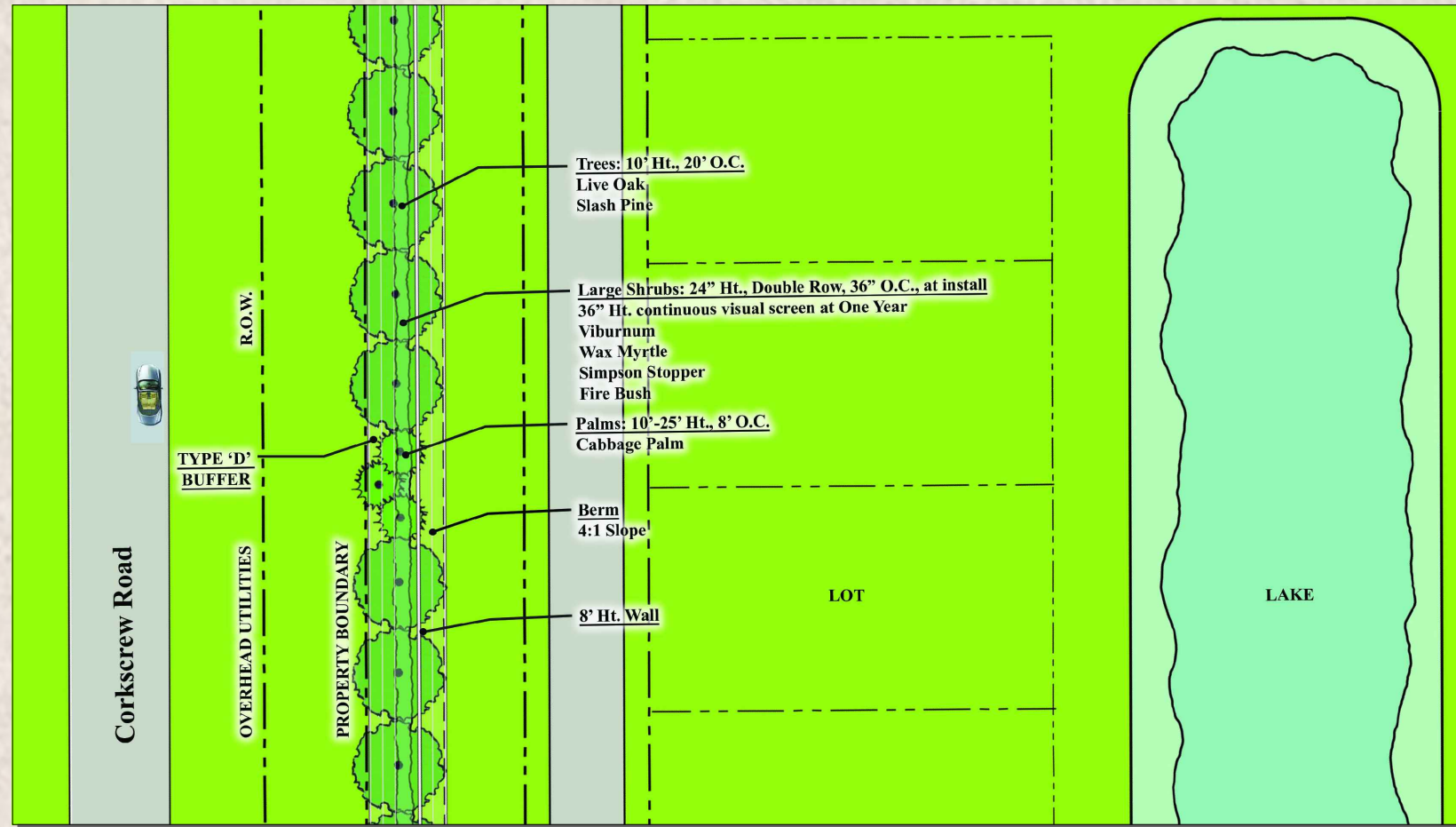
ENTRANCE FEATURE / GATEHOUSE



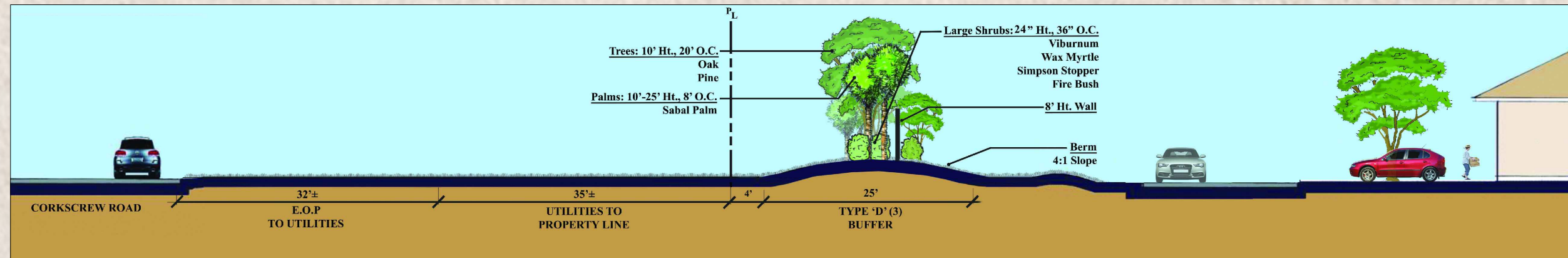


CORKSCREW ROAD BUFFER EXHIBIT

SITE PLAN



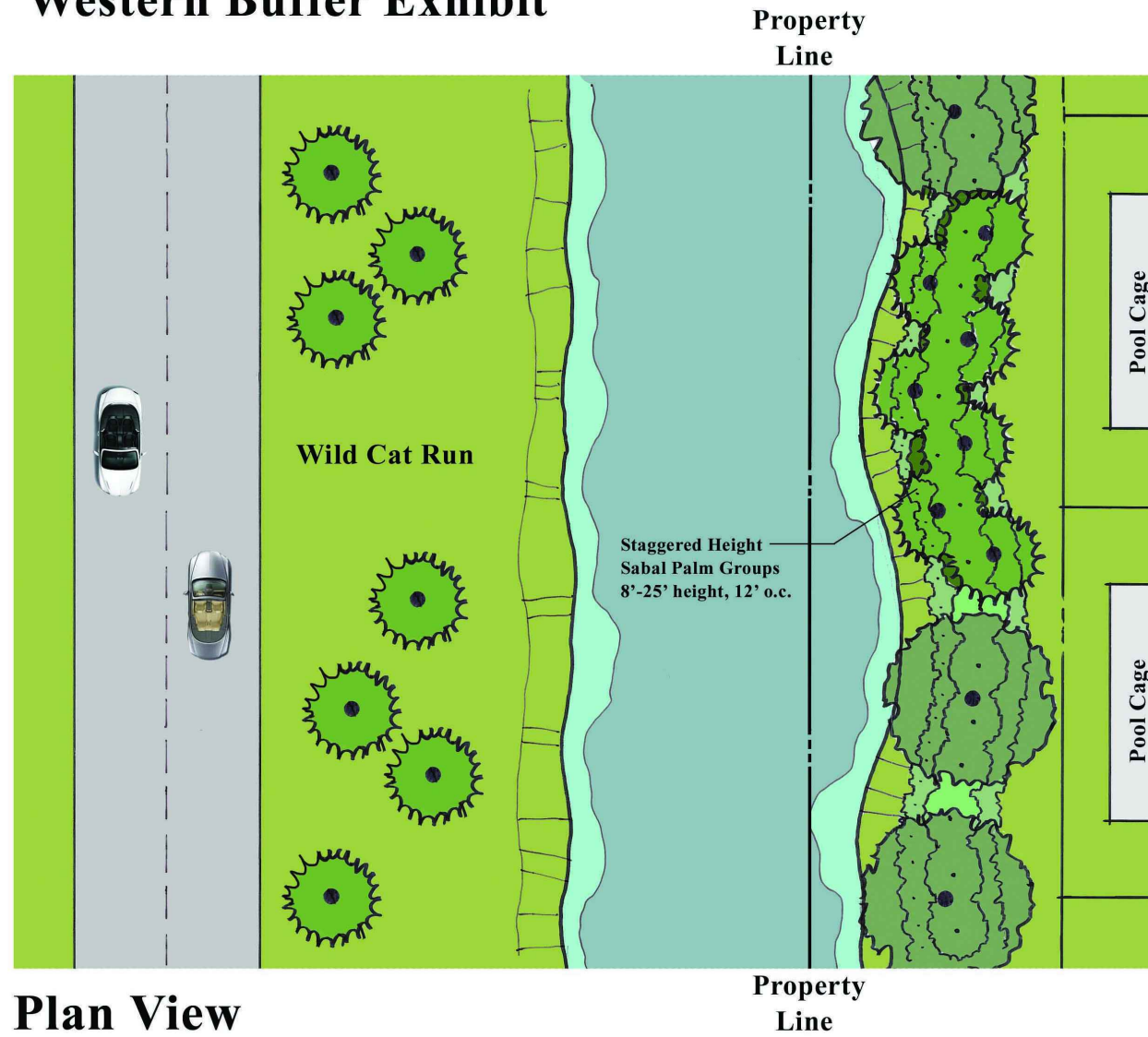
SECTION





WEST BUFFER EXHIBIT & PLANT IMAGES

Western Buffer Exhibit



Plan View

Plant List

Trees:

- Oak
- Pine

Palms:

- Sabal Palm

Large Shrubs :

- Viburnum
- Wax Myrtle
- Simpson Stopper
- Fire Bush



Live Oak



Slash Pine




Cabbage Palm



Sweet Viburnum



Firebush



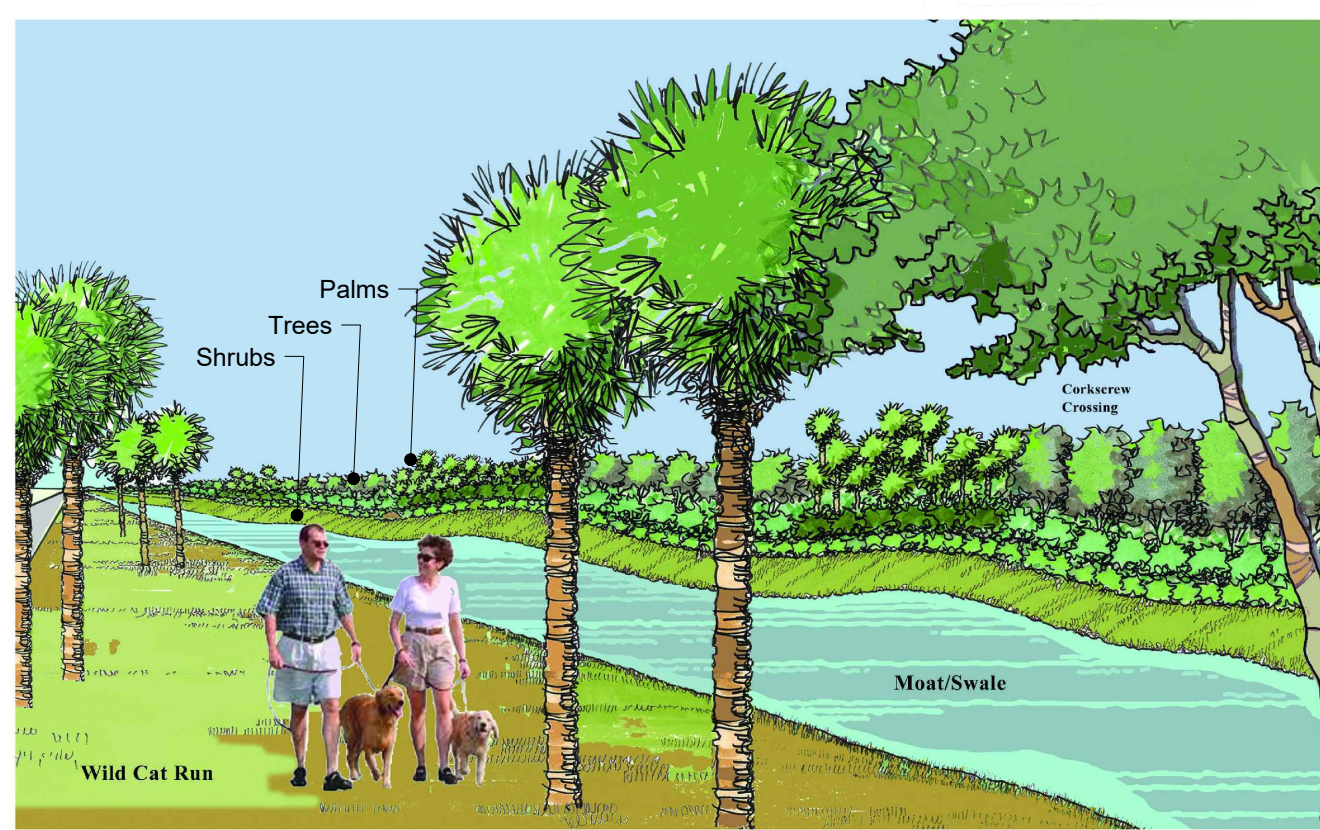
Wax Myrtle



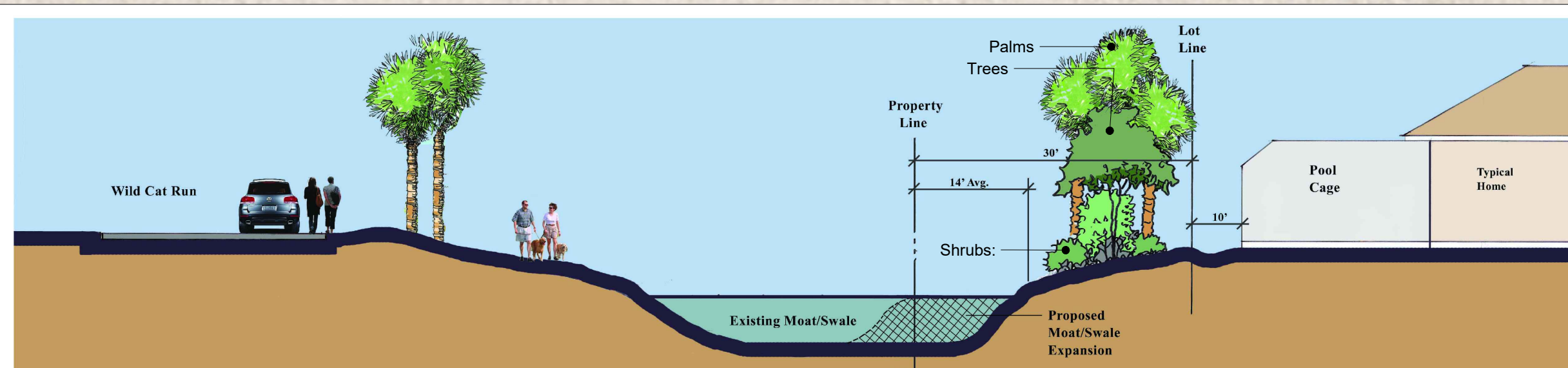
Simpson's Stopper



WEST BUFFER EXHIBIT & PLANT IMAGES



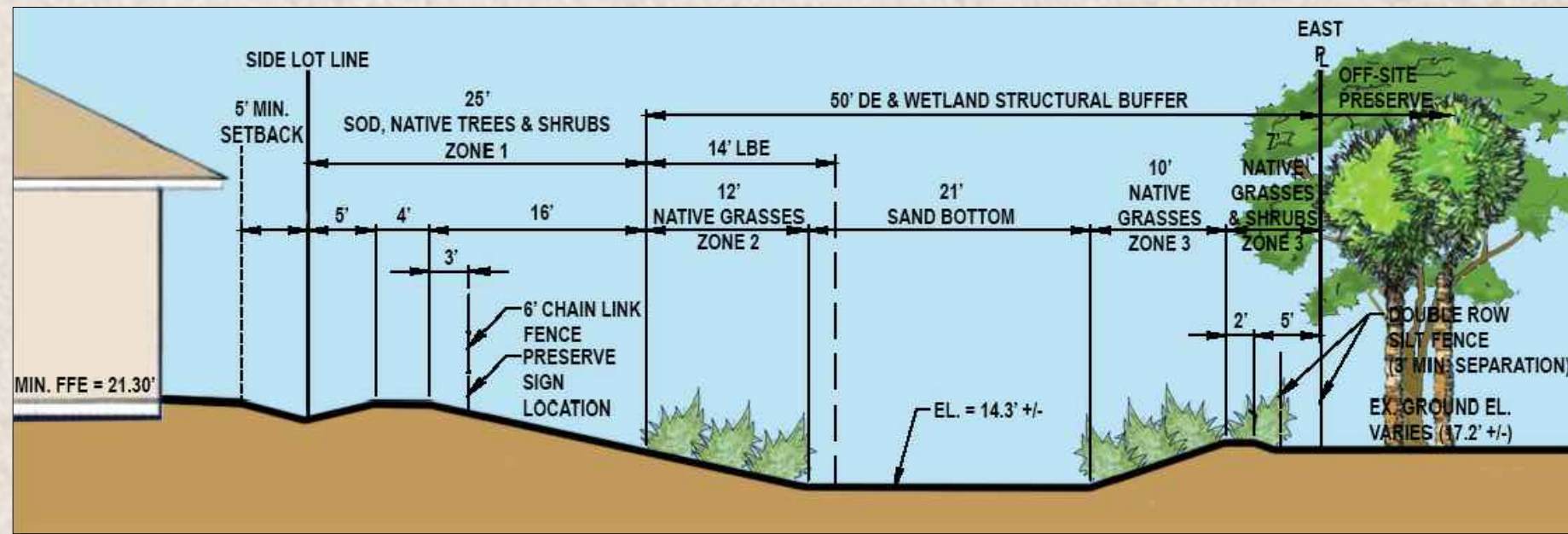
Perspective Looking North from Wild Cat Run



Future Swale Expansion - Cross Section



EAST BUFFER EXHIBIT



NOTE:

1. No South Buffer required due to preserve.
2. Deviation # 7 to not require buffer adjacent to preserve.



COASTAL / WEST INDIES MODEL SAMPLES



CRAFTSMAN MODEL SAMPLES








MEDITERRANEAN MODEL SAMPLES





SAMPLE COLOR PALETTE



BEIGETONE Color Combinations

Sample Color Palette




CLUBHOUSE & AMENITIES SAMPLES



Pool



Tennis and Pickleball



Bocce



PERIMETER WALLS DESIGN & LAKE FOUNTAIN SAMPLES



Fence




Fence



Geyser Fountain



Perimeter Walls



Perimeter Walls



Coralina Fountain



Perimeter Walls



PLANT PALETTE



Live Oak



Green Buttonwood



Shady Lady Black Olive



Verawood



Eagleston Holly



Magnolia



Hong Kong Orchid



Natchez Crape Myrtle



Royal Palm



Cabbage Palm



Everglades Palm



Muskogee Crape Myrtle



Ligustrum



Cocoplum



Clusea



Sand Cord Grass



Sweet Viburnum



Dwarf Firebush



Muhly Grass



Walter's Viburnum

ARGO
LAND DEVELOPMENT

 **PASSARELLA**
Consulting Ecologists
& ASSOCIATES INC.

 **Grady Minor**

JMB TRANSPORTATION ENGINEERING, INC.
TRAFFIC/TRANSPORTATION ENGINEERING & PLANNING SERVICES