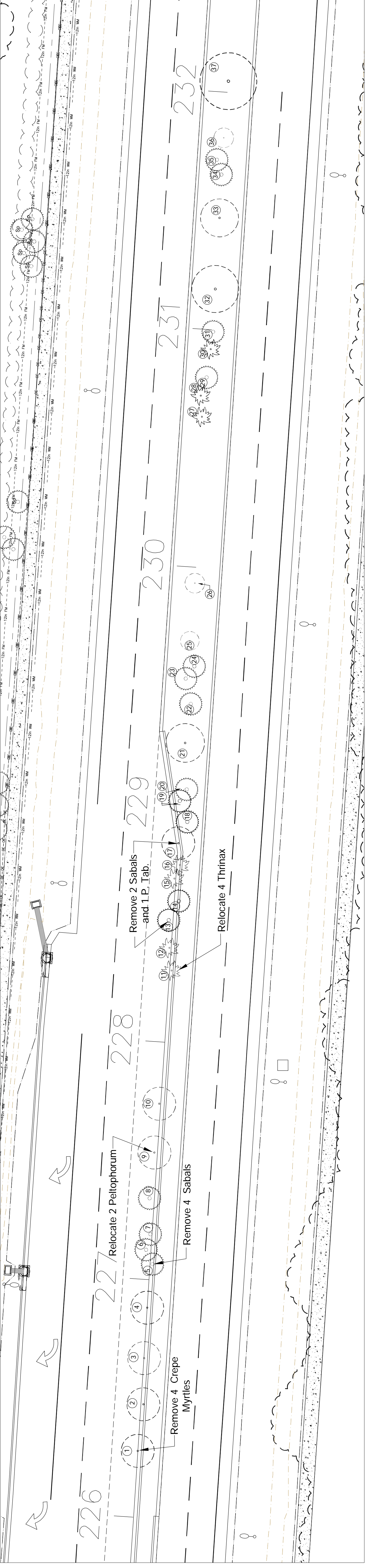



NUMBER	EXISTING TREE NAME	SIZE	STATUS
1	Crape Myrtle	8'ht. x 12'spr. x 8' dbh	REMOVE
2	Crape Myrtle	12'ht. x 12'spr. x 8' dbh	REMOVE
3	Crape Myrtle	12'ht. x 12'spr. x 8' dbh	REMOVE
4	Crape Myrtle	12'ht. x 12'spr. x 8' dbh	REMOVE
5	Sabal palm	16'ct. x 11' dbh	REMOVE
6	Sabal palm	12'ct. x 9' dbh	REMOVE
7	Sabal palm	14'ct. x 9' dbh	REMOVE
8	Sabal palm	14'ct. x 9' dbh	REMOVE
9	Pelltophorum	20'ht. x 14'spr. x 8' dbh	REMOVE
10	Pelltophorum	20'ht. x 14'spr. x 8' dbh	REMOVE
11	Thrinax palm	7'c.t. triple trunk x 6' dbh	RELOCATE
12	Thrinax palm	12'ct. x 9' dbh	RELOCATE
13	Sabal palm	14'ct. x 10' dbh	REMOVE
14	Sabal palm	3'c.t. double x 5' dbh	RELOCATE
15	Thrinax palm	4'c.t. double x 5' dbh	RELOCATE
16	Thrinax palm	8'ht. x 8'spr. x 5' dbh	REMOVE
17	Tabebuia	12'ct. x 10' dbh	Remain
18	Sabal palm	12'ct. x 10' dbh	Remain
19	Sabal palm	12'ct. x 9' dbh	Remain
20	Sabal palm	20'ht. x 16'spr. x 6' dbh	Remain
21	Live Oak	12'ct. x 9' dbh	Remain
22	Sabal palm	10'ct. x 8' dbh	Remain
23	Sabal palm	15'ct. x 8' dbh	Remain
24	Sabal palm	16'ht. x 8'spr. x 8' dbh	Remain
25	Crape Myrtle	14'ht. x 8'spr. x 5' dbh	Remain
26	Thrinax palm	4'c.t. double x 6' dbh	Remain
27	Thrinax palm	7'c.t. triple trunk x 6' dbh	Remain
28	Sabal palm	12'ct. x 10' dbh	Remain
29	Thrinax palm	7'c.t. triple trunk x 7' dbh	Remain
30	Sabal palm	14'ct. x 10' dbh	Remain
31	Sabal palm	16'ht. x 18'spr. x 11' dbh	Remain
32	Live Oak	16'ht. x 20'spr. x 12' dbh	REMOVE - DEAD
33	Sabal palm	14'ct. x 8' dbh	Remain
34	Sabal palm	14'ct. x 8' dbh	Remain
35	Sabal palm	16'ht. x 8'spr. x 5' dbh	Remain
36	Crape Myrtle	16'ht. x 20'spr. x 12' dbh	Remain
37	Pelltophorum	16'ht. x 12'spr. x 12' dbh	Remain
38	Crape Myrtle	16'ht. x 12'spr. x 12' dbh	Remain
39	Crape Myrtle	16'ht. x 12'spr. x 6' dbh	Remain
40	Crape Myrtle	16'ht. x 12'spr. x 6' dbh	Remain
41	Crape Myrtle	7'c.t. double x 6' dbh	Remain
42	Thrinax palm	7'c.t. double x 6' dbh	Remain
43	Thrinax palm	7'c.t. double x 6' dbh	Remain
44	Thrinax palm	5'c.t. triple x 6' dbh	Remain
45	Thrinax palm	6'c.t. double x 6' dbh	Remain
46	Sabal palm	14'ct. x 8' dbh	Remain
47	Sabal palm	18'ct. x 10' dbh	Remain
48	Sabal palm	12'ct. x 12' dbh	Remain
49	Sabal palm	8'ct. x 6' dbh	Remain
50	Crape Myrtle	12'ht. x 12'spr. x 6' dbh	Remain
51	Crape Myrtle	8'ht. x 8'spr. x 6' dbh	Remain
52	Crape Myrtle	14'ht. x 14'spr. x 6' dbh	Remain
53	Crape Myrtle	12'ht. x 12'spr. x 8' dbh	Remain
54	Crape Myrtle	12'ht. x 12'spr. x 8' dbh	Remain
55	Thrinax palm	7'c.t. double x 6' dbh	Remain
56	Thrinax palm	8'ct. triple x 6' dbh	Remain
57	Thrinax palm	7'c.t. triple x 6' dbh	Remain
58	Thrinax palm	24'ht. x 20'spr. x 12' dbh	Remain
59	Pelltophorum	16'ht. x 16'spr. x 8' dbh	Remain
60	Sabal palm	16'ht. x 16'spr. x 8' dbh	Remain
61	Sabal palm	8'ct. x 8' dbh	Remain
62	Sabal palm	16'ct. x 10' dbh	Remain
63	Sabal palm	12'ht. x 12'spr. x 8' dbh	Remain
64	Crape Myrtle	8'ht. x 8'spr. x 6' dbh	Remain
65	Crape Myrtle	8'ht. x 8'spr. x 6' dbh	Remain
66	Crape Myrtle	8'ht. x 8'spr. x 6' dbh	Remain

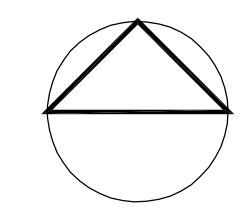

NUMBER	EXISTING TREE NAME	SIZE	STATUS
67	Sabal palm	14'ct. x 11' dbh	Remain
68	Sabal palm	8'ct. x 10' dbh	Remain
69	Sabal palm	10'ct. x 8' dbh	Remain
70	Pelltophorum	20'ht. x 20'spr. x 16' dbh	Remain
71	Thrinax palm	5'c.t. double x 6' dbh	Remain
72	Thrinax palm	4'c.t. double x 4' dbh	Remain
73	Sabal palm	14'ct. x 8' dbh	Remain
74	Sabal palm	10'ct. x 8' dbh	Remain
75	Sabal palm	10'ct. x 8' dbh	Remain
76	Sabal palm	8'ct. x 8' dbh	Remain
77	Sabal palm	4'c.t. double x 6' dbh	Remain
78	Tabebuia	22'ht. x 12'spr. x 12' dbh	Remain
79	Thrinax palm	20'ht. x 14'spr. x 8' dbh	Remain
80	Thrinax palm	7'c.t. triple trunk x 6' dbh	Remain
81	Crape Myrtle	8'ht. x 8'spr. x 5' dbh	Remain
82	Crape Myrtle	8'ht. x 8'spr. x 6' dbh	Remain
83	Crape Myrtle	12'ht. x 10'spr. x 6' dbh	Remain
84	Crape Myrtle	10'h. x 10'spr. x 6' dbh	Remain
85	Crape Myrtle	12'ht. x 12'spr. x 6' dbh	Remain
86	Crape Myrtle	12'ht. x 12'spr. x 6' dbh	Remain
87	Crape Myrtle	14'ht. x 14'spr. x 6' dbh	Remain
88	Yellow Tabebuia	12'ht. x 5'spr.	REMOVE
89	Yellow Tabebuia	16'ht. x 8'spr. x 8' dbh	RELOCATE
90	Sabal palm	10'ct. x 8' dbh	RELOCATE
91	Sabal palm	8'ct. x 8' dbh	REMOVE
92	Sabal palm	12'ct. x 8' dbh	REMOVE
93	Sabal palm	12'ct. x 8' dbh	REMOVE
94	Sabal palm	14'ct. x 8' dbh	REMOVE
95	Sabal palm	12'ct. x 6' dbh	REMOVE
96	PIK tabebuia	12'ht. x 8'spr. x 8' dbh	RELOCATE
97	PIK tabebuia	14'ht. x 12'spr. x 6' dbh	RELOCATE
98	PIK tabebuia	16'ht. x 14'spr. x 8' dbh	RELOCATE
99	Pelltophorum	18'ht. x 18'spr. x 8' dbh	Remain
100	Thrinax palm	5'c.t. double x 4' dbh	Remain
101	Thrinax palm	7'c.t. triple trunk x 6' dbh	Remain
102	Thrinax palm	7'c.t. triple trunk x 4' dbh	Remain
103	Thrinax palm	4'c.t. triple x 4' dbh	Remain
104	Sabal palm	14'ct. x 9' dbh	Remain
105	Sabal palm	10'ct. x 8' dbh	Remain
106	Thrinax palm	5'c.t. triple x 6' dbh	Remain
107	Live Oak	14'ht. x 15'spr. x 6' dbh	Remain
108	Live Oak	16'ht. x 14'spr. x 6' dbh	Remain
109	Sabal palm	12'ct. x 8' dbh	Remain
110	Sabal palm	13'ct. x 8' dbh	Remain
111	Sabal palm	13'ct. x 8' dbh	Remain
112	Sabal palm	14'ct. x 12' dbh	Remain
113	Sabal palm	12'ct. x 8' dbh	Remain
114	Sabal palm	10'ct. x 8' dbh	Remain
115	Sabal palm	16'ct. x 8' dbh	Remain
116	Sabal palm	14'ct. x 8' dbh	Remain
117	Live Oak	16'ht. x 12'spr. x 6' dbh	Remain
118	Thrinax palm	7'c.t. triple trunk x 6' dbh	Remain
119	Thrinax palm	7'c.t. triple trunk x 6' dbh	Remain
120	Thrinax palm	Damaged	REMOVE
121	Pink tabebuia	18'ht. x 12'spr. x 6' dbh	Remain
122	Crape Myrtle	18'ht. x 12'spr. x 6' dbh	Remain
123	Crape Myrtle	18'ht. x 12'spr. x 6' dbh	Remain
124	Crape Myrtle	8'ht. x 12'spr. x 6' dbh	Remain
125	Crape Myrtle	5'c.t. double x 4' dbh	REMOVE
126	Thrinax palm	5'c.t. double x 4' dbh	RELOCATE
127	Thrinax palm	5'c.t. double x 4' dbh	RELOCATE
128	Sabal palm	14'ct. x 10' dbh	Remain
129	Sabal palm	5'c.t. double x 6' dbh	Remain
130	Sabal palm	16'ct. x 8' dbh	Remain
131	Sabal palm	5'c.t. double x 4' dbh	Remain
132	Pelltophorum	28'ht. x 18'spr. x 12' dbh	Remain
133	Pelltophorum	28'ht. x 18'spr. x 12' dbh	Remain

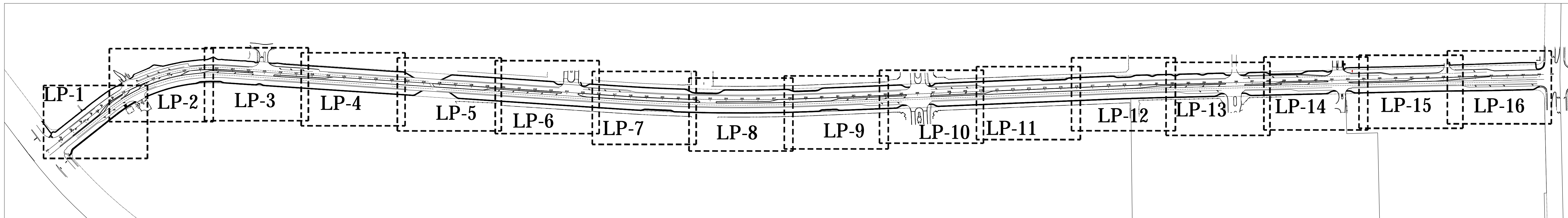
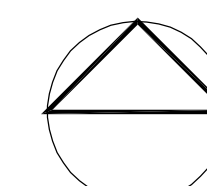
NUMBER	EXISTING TREE NAME	SIZE	STATUS
134	Sabal palm	18'ct. x 10' dbh	Remain
135	Sabal palm	18'ct. x 8' dbh	Remain
136	Sabal palm	18'ct. x 8' dbh	Remain
137	Thrinax palm	5'c.t. double x 8' dbh	Remain
138	Thrinax palm	5'c.t. triple x 6' dbh	Remain
139	Thrinax palm	22'ht. x 18'spr. x 10' dbh	Remain
140	Live Oak	8'ht. x 8'spr. x 6' dbh	Remain
141	Thrinax palm	5'c.t. double x 6' dbh	Remain
142	Sabal palm	14'ct. x 4' dbh	REMOVE
143	Sabal palm	14'ct. x 8' dbh	Remain
144	Sabal palm	14'ct. x 8' dbh	Remain
145	Thrinax palm	5'c.t. double x 4' dbh	Remain
146	Sabal palm	18'ct. x 8' dbh	Remain
147	Sabal palm	12'ct. x 12' dbh	Remain
148	Sabal palm	18'ct. x 10' dbh	Remain
149	Crape Myrtle	8'ht. x 6'spr. x 4' dbh	Remain
150	Yellow Tabebuia	12'ht. x 6'spr. x 6' dbh	Remain
151	Pelltophorum	18'ht. x 20'spr. x 10' dbh	Remain
152	Yellow Tabebuia	18'ht. x 20'spr. x 6' dbh	Remain
153	Thrinax palm	4'c.t. triple x 8' dbh	Remain
154	Thrinax palm	18'ht. x 20'spr. x 8' dbh	Remain
155	Sabal palm	10'ct. x 8' dbh	Remain
156	Sabal palm	15'ct. x 8' dbh	Remain
157	Sabal palm	12'ct. x 8' dbh	Remain
158	Sabal palm	3'c.t. triple x 6' dbh	Remain
159	Sabal palm	16'ct. x 8' dbh	Remain
160	Sabal palm	18'ct. x 8' dbh	Remain
161	Sabal palm	18'ct. x 8' dbh	Remain
162	Thrinax palm	4'c.t. triple x 4' dbh	Remain
163	Thrinax palm	4'c.t. double x 4' dbh	Remain
164	Thrinax palm	4'c.t. double x 6' dbh	Remain
165	Thrinax palm	6'c.t. double x 6' dbh	Remain
166	Sabal palm	6'ct. x 8' dbh	Remain
167	Sabal palm	15'ct. x 6' dbh	Remain
168	Crape Myrtle	14'ht. x 12'spr. x 8' dbh	REMOVE
169	Crape Myrtle	14'ht. x 12'spr. x 6' dbh	REMOVE
170	Crape Myrtle	14'ht. x 12'spr. x 6' dbh	REMOVE
171	Crape Myrtle	14'ht. x 12'spr. x 6' dbh	RELOCATE
172	Pink tabebuia	18'ht. x 8'spr. x 6' dbh	RELOCATE
173	Pelltophorum	10'ct. x 8' dbh	REMOVE
174	Sabal palm	12'ct. x 8' dbh	REMOVE
175	Thrinax palm	3'c.t. triple x 5' dbh	RELOCATE
176	Thrinax palm	12'ct. x 8' dbh	RELOCATE
177	Sabal palm	12'ct. x 8' dbh	REMOVE
178	Sabal palm	16'ct. x 8' dbh	RELOCATE
179	Sabal palm	16'ct. x 8' dbh	RELOCATE
180	Live Oak	16'ht. x 18'spr. x 8' dbh	RELOCATE
181	Live Oak	20'ht. x 18'spr. x 8' dbh	RELOCATE
182	Thrinax palm	3'c.t. double x 6' dbh	Remain
183	Sabal palm	10'ct. x 8' dbh	Remain
184	Sabal palm	10'ct. x 6' dbh	Remain
185	Thrinax palm	3'c.t. double x 4' dbh	Remain
186	Sabal palm	16'ct. x 8' dbh	Remain
187	Tabebuia	18'ht. x 12'spr. x 4' dbh	Remain
188	Tabebuia	18'ht. x 12'spr. x 4' dbh	Remain
189	Pelltophorum	16'ht. x 20'spr. x 6' dbh	Remain
190	Live Oak	12'ct. x 8' dbh	Remain
191	Sabal palm	8'ct. x 8' dbh x 6' dbh	REMOVE
192	Sabal palm	14'ht. x 12'spr. x 6' dbh	REMOVE
193	Crape Myrtle	14'ht. x 12'spr. x 6' dbh	Remain
194	Crape Myrtle	14'ht. x 12'spr. x 6' dbh	Remain
195	Crape Myrtle	14'ht. x 12'spr. x 6' dbh	Remain
196	Crape Myrtle	14'ht. x 12'spr. x 6' dbh	Remain
197	Crape Myrtle	14'ht. x 12'spr. x 4' dbh	Remain
198	Crape Myrtle	14'ht. x 12'spr. x 4' dbh	Remain
199	Crape Myrtle	14'ht. x 12'spr. x 8' dbh	Remain



NOTES
 1. 10-18-2019
 There are a total of 33 trees/palms to be removed from the site.
 There are a total of 16 trees/palms to be relocated on the site. See the Landscape Plans LP-1 through LP-16 for relocation locations as noted on those sheets.







LANDSCAPE NOTES

- All plant material to be Florida No.1 or better per most current version of "Grades and Standards for Nursery Plants, Part I and II," prepared by the State of Florida Department of Agriculture and Consumer Services.
- All planting beds to be topped with 3" min. mulch "Grade A", unless otherwise noted. Medians will receive Pine Straw while north and south sides of road to receive a shredded bark mulch to help reduce erosion. A three-inch layer, after watering in, of mulch must be placed and maintained around all newly installed trees, shrubs, and ground cover plantings. Each tree must have a ring of mulch no less than 24 inches beyond its trunk in all directions. Red mulch is NOT acceptable. CYPRESS MULCH WILL NOT BE USED. Shredded bark mulch to be a sustainable material (such as Melaleuca or equal).
- All trees to be staked in good workmanlike manner. No nail staking permitted. (Refer to planting details) Landscape contractor is responsible for removing trees stakes once trees are established.
- Landscape plan shall be installed in compliance with all local codes. Local codes take precedence over Landscape plan.
- All tree holes to be back filled around and under root ball with planting soil. All shrub beds to be installed with planing soil (see planting details).
- Sod shall be as specified in the landscape plan. Solid sod shall be laid with alternative and abutting joints, with 2" top soil minimum if required.
- All trees and palms are to be guaranteed for one year. All palms to be inoculated for Texas Palm Disease (TPD) from nursery. DO NOT purchase palms from a nursery that has not been actively injecting their palms for TPD. All shrubs and ground covers shall be guaranteed for six months from date of final acceptance.
- All planting beds shall be free of weeds, grass, litter, and construction debris prior to planting.
- All trees, palms, shrubs, and groundcover plants shall be fertilized at installation with slow release fertilizer, according to manufacturer's recommendations (submit sample for approval).
- Landscape contractor shall review all drawings and prepare his own take off and plant list prior to bid cost, and compare to Landscape Architect's plant list. Sizes specified on Landscape plan are deemed to be minimums. Landscape Contractor is responsible for attaining accurate counts of plant materials specified. In the event of discrepancies, Landscape Contractor shall bring to the attention of the Landscape Architect. Plan shall take precedence over plant list. No Exceptions!
- Landscape Contractor shall locate and verify all underground utility prior to digging. Plantings in Easements: Utility, power, or drainage easements may overlap required buffers; however no required trees or shrubs may be located in any utility, power, or street easement or right-of-way.
- All trees, except street trees, shall be at minimum the size and dbh as specified on the plant schedule at time of planting.
- All shrubs must be a minimum of 18" in height at time of planting. When used as a visual screen, buffer, or hedge, shrubs shall be planted at a maximum average spacing of thirty (30) inches on center or if planted at a minimum height of thirty-six (36) inches, shall have a maximum average spacing of forty-eight (48) inches on center and shall be maintained so as to form a continuous, unbroken and solid visual screen within one (1) year after time of planting.
- All material is subject to availability at time of installation. Substitutions MUST be cleared with Landscape Architect prior to install.
- All newly planted areas to receive 100% coverage (with 50% overlap) by automatic irrigation system (refer to irrigation plan).
- All existing plant material to remain shall be protected (see planting details).
- All trees to be relocated will get root pruned a minimum of 30 days prior to relocation (more if req. by species). Upon relocation, thin out (under LA direction) 25% of tree canopy.
- After removal/relocation of existing trees and palms, backfill tree pit with planting soil and sod disturbed area (if needed) to bring them to the same level of the surrounding areas.
- No changes shall be made without the prior consent of the Landscape Architect and Owner.

TREE PROTECTION DURING CONSTRUCTION NOTES

Trees shall be protected during construction activity as determined by the building department through the use of protective barriers in accordance with the Landscape Manual. Trees that are to remain shall be clearly identified with tags. A protected area with a radius of ten feet shall be maintained around trees to remain in accordance with the Landscape Manual, unless a certified arborist otherwise determines in writing that a smaller or larger protected area is acceptable for each tree, or unless existing conditions such as (but not limited to) sidewalks, roads, curbs, fences, railing, etc. that limit the distance a protection barrier can be installed away from the trunk of the tree. If the location of the barrier is less than the desired distance due to existing conditions, then all efforts to strengthen the barrier and highlight its location are to be made so that no harm to the existing tree occurs during construction.

During demolition and/or development or construction, including installation of irrigation systems or any other underground installations, protective barriers shall be placed around each tree and shall remain in order to prevent the destruction or damaging of roots, stems or crowns of such trees. The barriers shall remain in place and intact until approved landscape operations begin; however, barriers may be removed temporarily to accommodate construction needs, provided that the manner and purpose for such temporary removal will not harm the trees. The trees shall be properly irrigated throughout the building process. Trees damaged during construction shall be subject to the provisions of local codes.

TREE MAINTENANCE NOTES

- Begin maintenance immediately after planting. Maintain all plant material until final acceptance and for a maintenance and warranty period of twelve (12) months after final acceptance.
- Maintenance shall include but is not limited to pruning, cultivating, mowing, weeding, fertilizing, watering, and application of appropriate pesticides necessary to maintain plants in healthy condition.
 - Reset settled plants to proper grade and position.
 - Restore soil berm and mulch layer.
 - Tighten and repair elastic guys or other supports
 - Correct defective work.
 - Remove and replace rejected material within one (1) working day from notification.
 - Maintain mulch surface weed-free.
- The contractor is entirely responsible for the irrigation through final acceptance and twelve- (12) month warranty period. Plant material shall receive water in accordance with the water schedule established per Irrigation Notes.

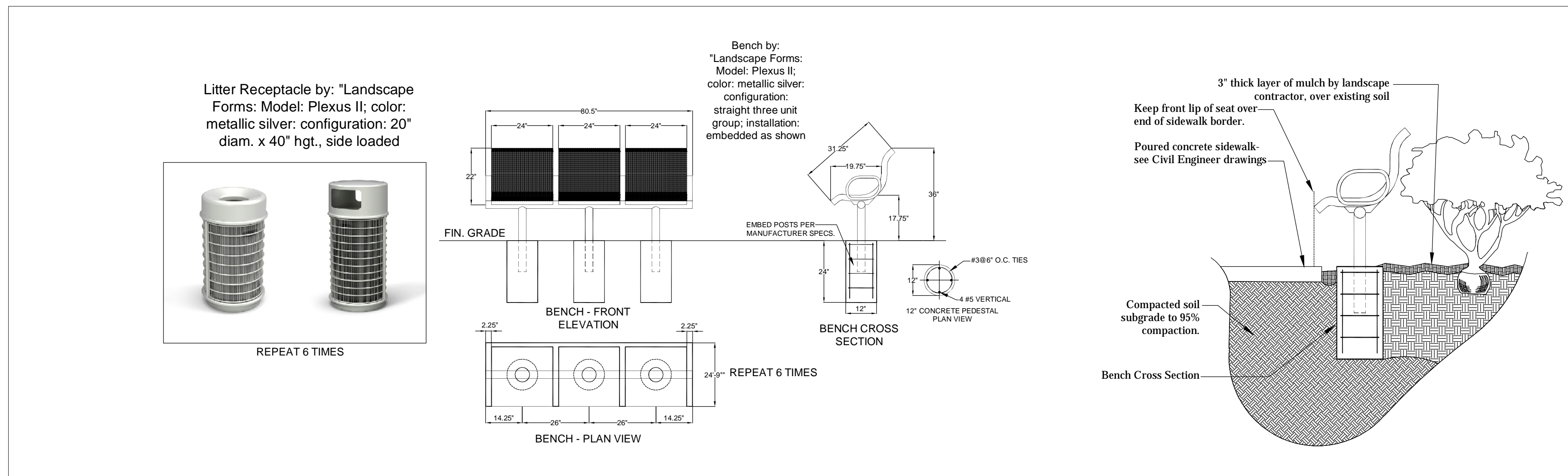
COORDINATION NOTE

- Location of Light Poles and Trees has been coordinated to avoid conflicts.

Δ 10-18-2019

ESTERO PARKWAY - MASTER PLANT LIST (ALL SHEETS LP-1 TO LP-16)						
TREES						
SYMBOL	BOTANICAL NAME	COMMON NAME	NATIVE	SIZE / CALIPER @ INSTALLATION	QTY	
A7	Acer rubrum	RED MAPLE	YES	16'-18' hgt. x 12spr.	20	
Av	Acetorhaghe wrightii	PAUROTIS PALM	YES	14'-16' o.a.hgt., multi-cane	37	
Bn	Bismarckia nobilis	BISMARCK PALM	YES	8' c.t.	53	
SLBO	Bucida buceras "Shady Lady"	SHADY LADY BLACK OLIVE	YES	18'-22' hgt. x 12'-14'spr.	5	
Ba	Bulnesia arborea	VERAWOOD	YES	12'-14' hgt. x 2'-3' cal.	5	
Cer	Conocarpus erectus (compact variety)	GREEN BUTTONWOOD	YES	14' hgt. x 7'-8' spr.	68	
Coa	Copernicia alba	CARANDAY PALM	YES	8'-12' c.t.	31	
Cb	Cordia boissieri	WHITE GEIGER	YES	10' hgt. x 2" cal.	5	
Ed	Elaeocarpus decipiens (Fishbranch Tree Farm)	JAPANESE BLUEBERRY	YES	15'-16' hgt. x 10'-12'spr. "Tree Form"	1	
lc	Ilex cassine "Tensaw"	DAHOON HOLLY	YES	8'-10' hgt. x 5'-6'spr., standard	105	
Mv	Magnolia virginiana	SWEETBAY MAGNOLIA	YES	12'-16' hgt. x 8'spr.	55	
Mc	Myrica cerifera	WAX MYRTLE	YES	7'-8', 25 gal.	81	
Pp	Peltophorum pterocarpum	YELLOW POINCIANNA	YES	16x 10'-12'spr.	1	
Ped	Pinus elliotti densa	SLASH PINE	YES	12'-20' hgt., stagger sizes	35	
Pty	Ptychosperma elegans	ALEXANDER PALM	YES	10c.t., max. 4" cal.	114	
Qvl	Quercus virginiana	LIVE OAK	YES	300 gal.; 22' hgt. x 12'-14'spr., 6"-8" cal.	21	
Rr	Roystonea regia	CUBAN ROYAL PALM	YES	8' grey wood; 13c.t.	37	
Sp	Sabal palmetto	CABBAGE PALM	YES	8'-16' c.t. (14'-22' o.a.hgt.) staggered	339	
Srs	Senecio repens silver	SAW PALMETTO	YES	15-25 gal.	153	
Ti	Tabebuia ipe	PINK TRUMPET TREE	YES	14'-16' x 8'-10'spr.	14	
Tr	Thrinax radiata	FLORIDA THATCH PALM	YES	4'-8' c.t.	68	
SHRUBS						
SYMBOL	BOTANICAL NAME	COMMON NAME	NATIVE	SIZE @ INSTALLATION	QTY	
Aa	Assort. Aqua (Spikenush, Alligator Flag)	ASSORTED AQUATICS	YES	4" liners (50%/ 50% mix)	10,370	
Ad	Acrostichum danaeifolium	LEATHER FERN	YES	3 gal.	79	
Ag	Arachis glabra "needlepoint"	PERENNIAL PEANUT	YES	1 gal., 15'o.c.	2,645	
Bse	Blechnum serrulatum	SWAMP FERN	YES	1 gal.	505	
BHj	Bougainvillea 'Helen Johnson'	DWARF BOUGAINVILLEA	YES	3 gal.	1,148	
Bma	Bougainvillea 'Ms. Alice'	DWARF BOUGAINVILLEA	YES	3 gal.	395	
Bs	Bougainvillea 'Silhouette'	DWARF BOUGAINVILLEA	YES	3 gal.	364	
Ceb	Carissa emerald blanket	EMERALD BLANKET	YES	3 gal.	1,533	
Ch	Chrysobalanus horizontalis	HORIZONTAL COCOPLUM	YES	3 gal.	810	
Ci	Chrysobalanus icaco 'Red Tip'	RED TIP COCOPLUM	YES	3 gal.	1,002	
Ce	Conocarpus erectus (compact variety)	GREEN BUTTONWOOD	YES	3 gal.	238	
Cas	Conocarpus erectus sericeus	SILVER BUTTONWOOD	YES	3 gal.	253	
Ca	Croton americanum	STRING LILY	YES	2'-3'spr. clump	544	
Go	Geobalanus oblongifolius	GOPHER APPLE	YES	1 gal.	260	
Hp	Hibiscus seminole pink	PINK HIBISCUS	YES	3 gal.	330	
Hi	Hymenocallis latifolia	SPIDER LILY	YES	3 gal.	930	
If	Illicium floridanum	FLORIDA ANISE	YES	3 gal.	1,418	
Ilms	Illicium floridanum "miss scarlet"	FLORIDA ANISE	YES	3 gal.	1,069	
Jm	Jasminum multiflorum	DOWNY JASMINE	YES	3 gal.	460	
Ms	Microsorium scolopendrium	WART FERN	YES	1 gal.	2,512	
Mst	Mimosa strigilosa	POWDERPUFF	YES	1 gal.	1,945	
Muh	Muhlenbergia capillaris	MUHLY GRASS	YES	1 gal.	5,249	
Mf	Myrcianthes fragrans	SIMPSON'S STOPPER	YES	3 gal.	322	
Mce	Myrica cerifera	WAX MYRTLE	YES	3 gal.	20	
Nb	Nephrolepis biserrata	SWORD FERN	YES	1 gal.	1,380	
Os	Odontonema strictum	FIRE SPIKE	YES	3 gal.	111	
Pno	Phylla nodiflora	TEXAS FROGFRUIT	YES	1 gal., plant 15'o.c.	370	
Pca	Plumbago capensis	BLUE PLUMBAGO	YES	3 gal.	330	
Pn	Psychotria nervosa	WILD COFFEE	YES	3 gal.	90	
Ri	Rondeletia leucophylla	PANAMA ROSE	YES	3 gal.	1,162	
Sat	Schefflera arboricola 'Trinette'	DWARF SCHEFFLERA	YES	3 gal.	355	
Spb	Spartina bakeri	SAND CORDGRASS	YES	1 gal.	1,245	
Sbpg	Spartina blue-green	SAND CORDGRASS	YES	1 gal.	2,905	
Spa	Spartina patens	SALTMEADOW CORD GRASS	YES	1 gal.	2,875	
Sj	Stachytarpheta jamaicensis	BLUE PORTERWEED	YES	3 gal.	2,839	
Taa	Trachelospermum asiaticum 'autumn'	ASIAN JASMINE	YES	1 gal 24" o.c.	1,040	
Tf	Tripsacum floridanum	1/2-a-HATCHEE	YES	1 gal.	7,329	
Zi	Zamia integrifolia	COONTIE	YES	1-3 gals.	270	
EXTRANEIOUS MATERIALS						
	Shredded Bark Mulch (north & south sides)	Based on a 3" depth bed		Land Contractor to Verify	1,875 cu yd	
	Pine Straw (in medians)	Based on a 3" depth bed		Land Contractor to Verify	500 cu yd	
	St. Augustine "Floratum"			Solid Sod	301,105 sf	
	Plexus II in Matallic silver Trash Receptacle	By Landscape Forms		20" diameter and 40" height/ side load	6	
	Plexus II in Matallic silver Bench	By Landscape Forms		Straight 3 seat; embedded; w/ arms	6	

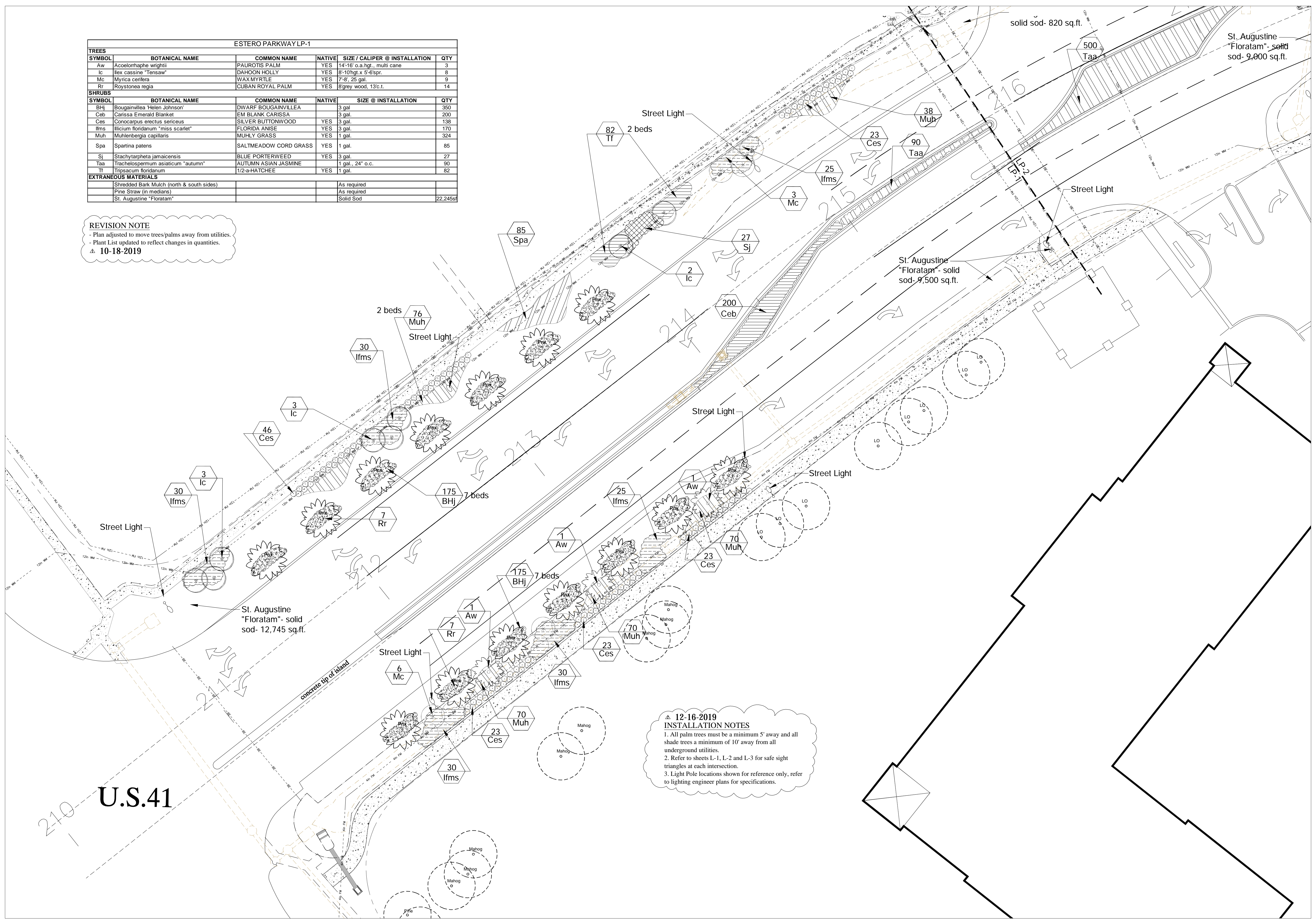
REVISION NOTE
- Plant List updated to reflect changes in quantities.
Δ 10-18-2019



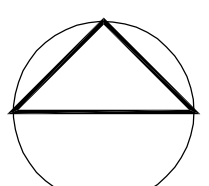
1 LP-0 BENCH and LITTER RECEPTACLE DETAILS
N.T.S.

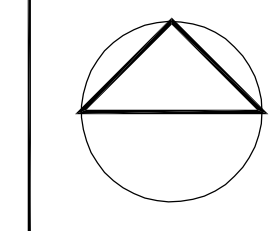
ESTERO PARKWAY LP-1					
TREES					
SYMBOL	BOTANICAL NAME	COMMON NAME	NATIVE	SIZE / CALIPER @ INSTALLATION	QTY
Aw	Acoelorrhapha wrightii	PAUROTIS PALM	YES	14'-16" o.a.hgt., multi cane	3
lc	Ilex cassine "Tensaw"	DAHOON HOLLY	YES	8'-10'hgt.x 5'-6"spr.	8
Mc	Myrica cerifera	WAX MYRTLE	YES	7'-8", 25 gal.	9
Rr	Roystonia regia	CUBAN ROYAL PALM	YES	8'grey wood, 13c.t.	14
SHRUBS					
SYMBOL	BOTANICAL NAME	COMMON NAME	NATIVE	SIZE @ INSTALLATION	QTY
BHj	Bougainvillea 'Helen Johnson'	DWARF BOUGAINVILLEA		3 gal.	350
Ceb	Carissa Emerald Blanket	EM BLANK CARISSA		3 gal.	200
Ces	Conocarpus erectus sericeus	SILVER BUTTWOOD	YES	3 gal.	138
lfms	Illicium floridanum "miss scarlet"	FLORIDA ANISE	YES	3 gal.	170
Muh	Muhlenbergia capillaris	MUHLY GRASS	YES	1 gal.	324
Spa	Spartina patens	SALTMEDOW CORD GRASS	YES	1 gal.	85
Sj	Stachytarpheta jamaicensis	BLUE PORTERWEED	YES	3 gal.	27
Taa	Trachelospermum asiaticum "autumn"	AUTUMN ASIAN JASMINE		1 gal., 24" o.c.	90
Tf	Tripsacum floridanum	1/2-a-HATCHEE	YES	1 gal.	82
EXTRANEOUS MATERIALS					
	Shredded Bark Mulch (north & south sides)			As required	
	Pine Straw (in medians)			As required	
	St. Augustine "Floritam"			Solid Sod	22,245sq

REVISION NOTE
 - Plan adjusted to move trees/palms away from utilities.
 - Plant List updated to reflect changes in quantities.
 Δ 10-18-2019

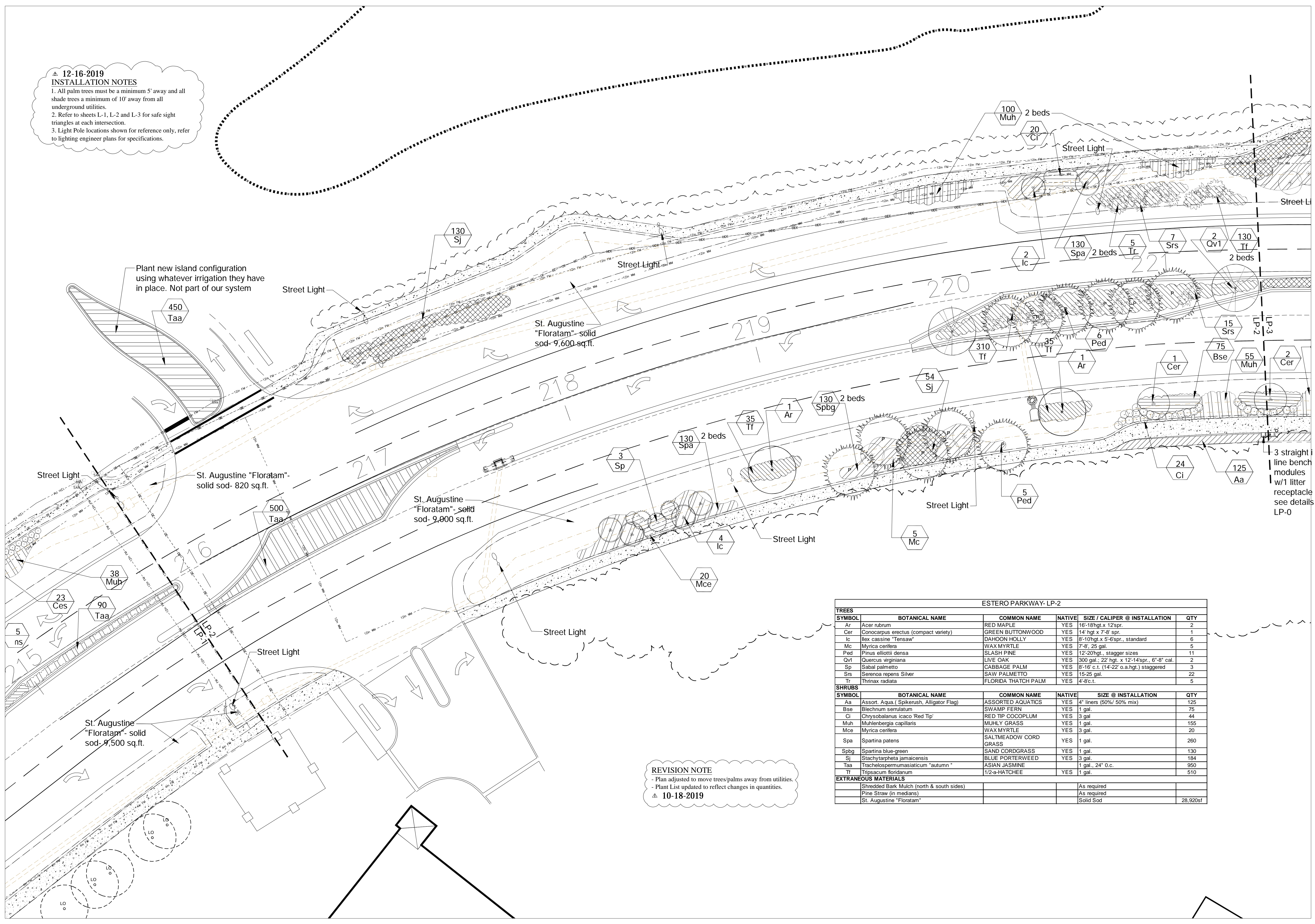


Δ 12-16-2019
INSTALLATION NOTES
 1. All palm trees must be a minimum 5' away and all shade trees a minimum of 10' away from all underground utilities.
 2. Refer to sheets L-1, L-2 and L-3 for safe sight triangles at each intersection.
 3. Light Pole locations shown for reference only, refer to lighting engineer plans for specifications.



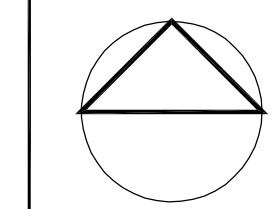


**12-16-2019
INSTALLATION NOTES**
1. All palm trees must be a minimum 5' away and all shade trees a minimum of 10' away from all underground utilities.
2. Refer to sheets L-1, L-2 and L-3 for safe sight triangles at each intersection.
3. Light Pole locations shown for reference only, refer to lighting engineer plans for specifications.

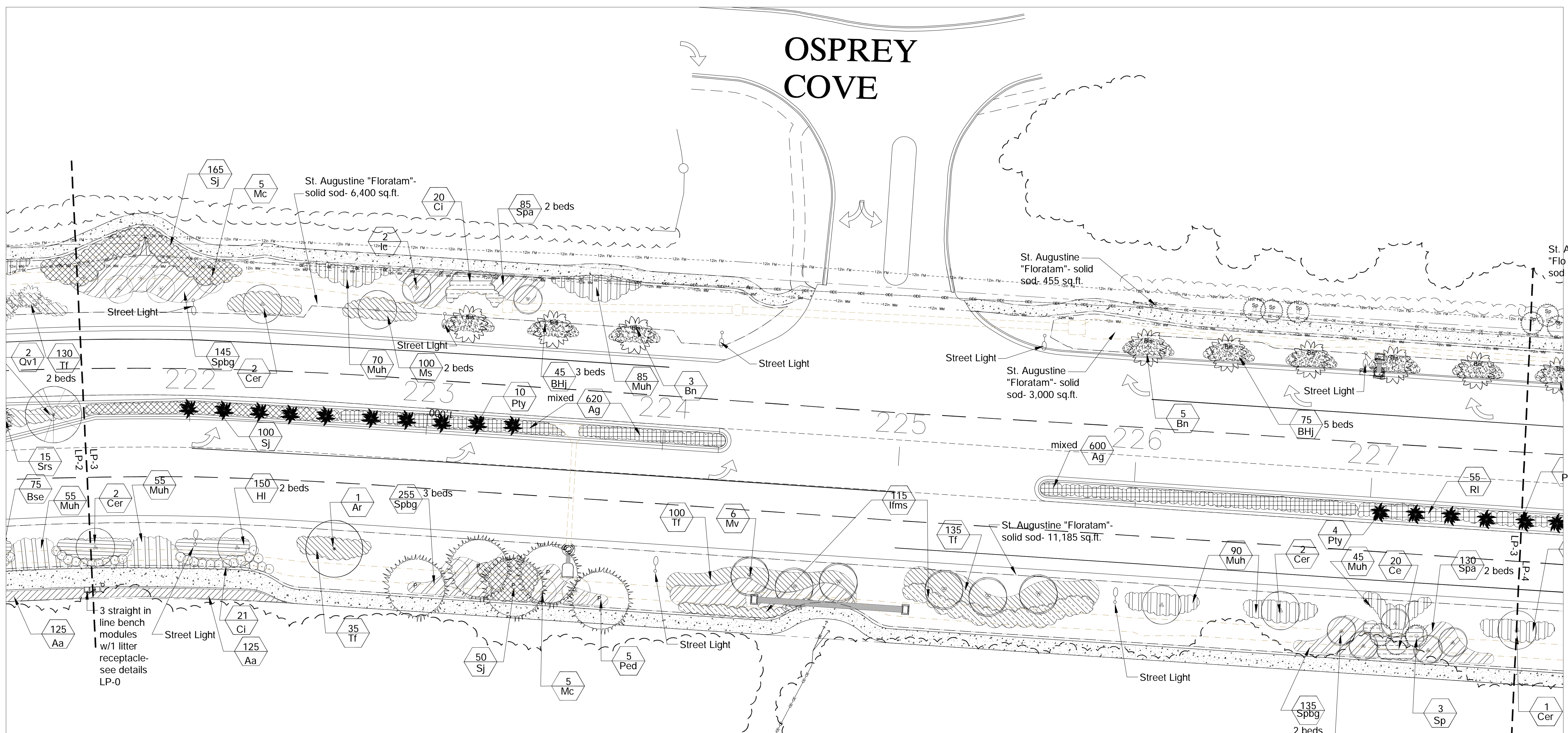


REVISION NOTE
- Plan adjusted to move trees/palms away from utilities.
- Plant List updated to reflect changes in quantities.
Δ **10-18-2019**

ESTERO PARKWAY- LP-2					
TREES					
SYMBOL	BOTANICAL NAME	COMMON NAME	NATIVE	SIZE / CALIPER @ INSTALLATION	QTY
Ar	Acer rubrum	RED MAPLE	YES	16'-18'ht. x 12'spr.	2
Cer	Conocarpus erectus (compact variety)	GREEN BUTTONWOOD	YES	14' hgt x 7'-8' spr.	1
Ic	Ilex cassine "Tensaw"	DAHOON HOLLY	YES	8'-10'ht. x 5'-6'spr., standard	6
Mc	Myrica cerifera	WAX MYRTLE	YES	7'-8', 25 gal.	5
Ped	Pinus elliotii densa	SLASH PINE	YES	12'-20'ht., stagger sizes	11
Qv1	Quercus virginiana	LIVE OAK	YES	300 gal.; 22' hgt. x 12'-14'spr., 6'-8' cal.	2
Sp	Sabal palmetto	CABBAGE PALM	YES	8'-16' c.t. (14'-22' o.a.ht.) staggered	3
Srs	Serenoa repens Silver	SAW PALMETTO	YES	15-25 gal.	22
Tr	Thrinax radiata	FLORIDA THATCH PALM	YES	4'-8'c.t.	5
SHRUBS					
SYMBOL	BOTANICAL NAME	COMMON NAME	NATIVE	SIZE @ INSTALLATION	QTY
Aa	Assort. Aqua. (Spikerush, Alligator Flag)	ASSORTED AQUATICS	YES	4' liners (50%/ 50% mix)	125
Bse	Blechnum serrulatum	SWAMP FERN	YES	1 gal.	75
Ci	Chrysobalanus icaco Red Tip	RED TIP COCOPLUM	YES	3 gal.	44
Muh	Muhlenbergia capillaris	MUHLY GRASS	YES	1 gal.	155
Mce	Myrica cerifera	WAX MYRTLE	YES	3 gal.	20
Spa	Spartina patens	SALTMEADOW CORD GRASS	YES	1 gal.	260
Spbg	Spartina blue-green	SAND CORDGRASS	YES	1 gal.	130
Sj	Stachytarpheta jamaicensis	BLUE PORTERWEED	YES	3 gal.	184
Taa	Trachelospermum asiaticum "autumn"	ASIAN JASMINE	YES	1 gal., 24" o.c.	950
Ti	Tripsacum floridanum	1/2-a-HATCHEE	YES	1 gal.	510
EXTRANEIOUS MATERIALS					
	Shredded Bark Mulch (north & south sides)			As required	
	Pine Straw (in medians)			As required	
	St. Augustine "Floritam"			Solid Sod	28,920sf



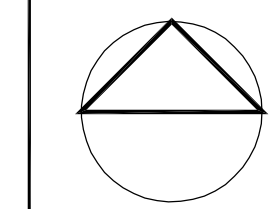
OSPREY COVE



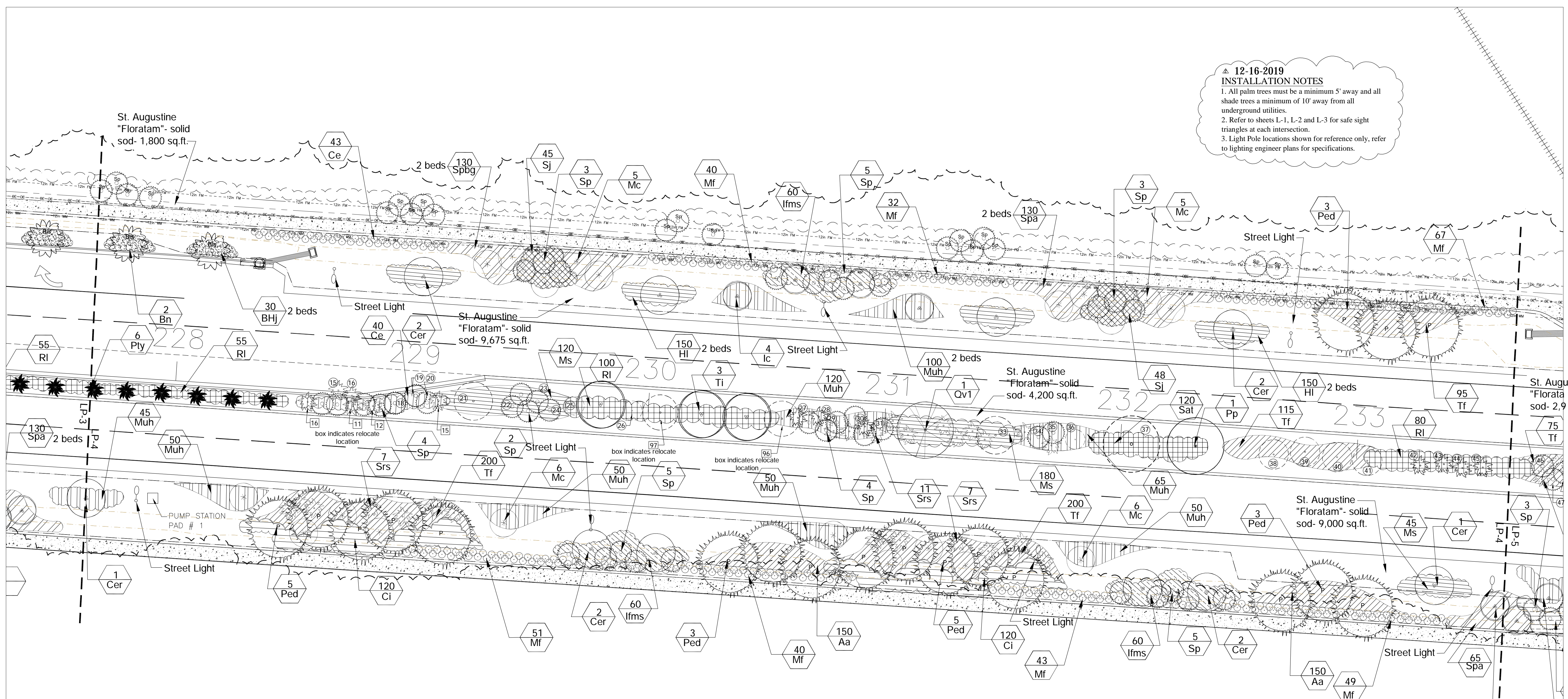
12-16-2019
INSTALLATION NOTES
 1. All palm trees must be a minimum 5' away and all shade trees a minimum of 10' away from all underground utilities.
 2. Refer to sheets L-1, L-2 and L-3 for safe sight triangles at each intersection.
 3. Light Pole locations shown for reference only, refer to lighting engineer plans for specifications.

ESTERO PARKWAY- LP-3						
TREES						
SYMBOL	BOTANICAL NAME	COMMON NAME	NATIVE	SIZE / CALIPER @ INSTALLATION	QTY	
Ar	Acer rubrum	RED MAPLE	YES	16'-18'hgt. x 12spr.	1	
Bn	Bismarckia nobilis	BISMARCK PALM		8' c.t.	8	
Cer	Conocarpus erectus compact variety	GREEN BUTTWOOD	YES	14' hgt x 7'-8' spr.	6	
Ic	Ilex cassine 'Tensaw'	DAHON HOLLY	YES	8'-10'hgt. x 5'-6spr.	7	
Mv	Magnolia virginiana	SWEETBAY MAGNOLIA	YES	12'-16'hgt. x 8spr.	6	
Mc	Myrica corifera	WAX MYRTLE	YES	7'-8', 25 gal.	10	
Ped	Pinus elliotii densa	SLASH PINE	YES	12'-20'hgt., stagger sizes	5	
Pty	Ptychosperma elegans	ALEXANDER PALM		10c.t., 4' max. cal.	14	
Sp	Sabal palmetto	CABBAGE PALM	YES	8'-16' c.t. (14'-22' o.a.hgt.) staggered	3	
SHRUBS						
SYMBOL	BOTANICAL NAME	COMMON NAME	NATIVE	SIZE @ INSTALLATION	QTY	
Aa	Assort. Aqua.(Spikenush, Alligator Flag)	ASSORTED AQUATICS	YES	4' liners (50%/ 50% mix)	125	
Ag	Arachis glabra 'needlepoint'	PERENNIAL PEANUT		1 gal., 15' o.c.	1,220	
BHJ	Bougainvillea 'Helen Johnson'	DWARF BOUGAINVILLEA		3 gal.	120	
Ci	Chrysobalanus icaco Red Tip'	RED TIP COCOPLUM	YES	3 gal.	41	
Ce	Conocarpus erectus compact variety	GREEN BUTTWOOD	YES	3 gal.	20	
HI	Hymenocallis latifolia	SPIDER LILY		3 gal.	150	
lfms	Illicium floridanum 'miss scarlet'	FLORIDA ANISE	YES	3 gal.	115	
Ms	Microsorium scolopendrium	WART FERN		1 gal.	100	
Muh	Muhlenbergia capillaris	MUHLY GRASS	YES	1 gal.	345	
RI	Rondeletia leucophylla	PANAMA ROSE		3 gal.	55	
Spbg	Spartina blue-green	CORDGRASS	YES	1 gal.	535	
Spa	Spartina patens	SALTEADOW CORD GRASS	YES	1 gal.	215	
Sj	Stachytarpheta jamaicensis	BLUE PORTERWEED	YES	3 gal.	315	
Tf	Tripsacum floridanum	1/2-a-HATCHEE	YES	1 gal.	270	
EXTRANEEOUS MATERIALS						
	Shredded Bark Mulch (north & south sides)			As required		
	Pine Straw (in medians)			As required		
	St. Augustine 'Floratom'			Solid Sod	21,040s.f.	

REVISION NOTE
 - Plan adjusted to move trees/palms away from utilities.
 - Plant List updated to reflect changes in quantities.
10-18-2019

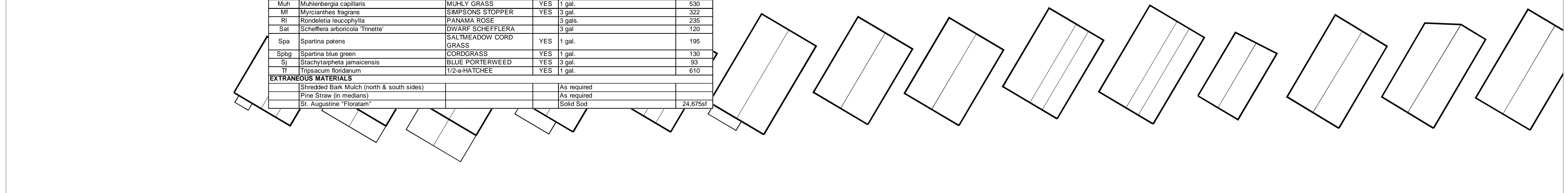


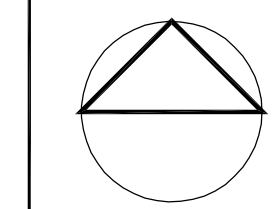
**12-16-2019
INSTALLATION NOTES**
1. All palm trees must be a minimum 5' away and all shade trees a minimum of 10' away from all underground utilities.
2. Refer to sheets L-1, L-2 and L-3 for safe sight triangles at each intersection.
3. Light Pole locations shown for reference only, refer to lighting engineer plans for specifications.



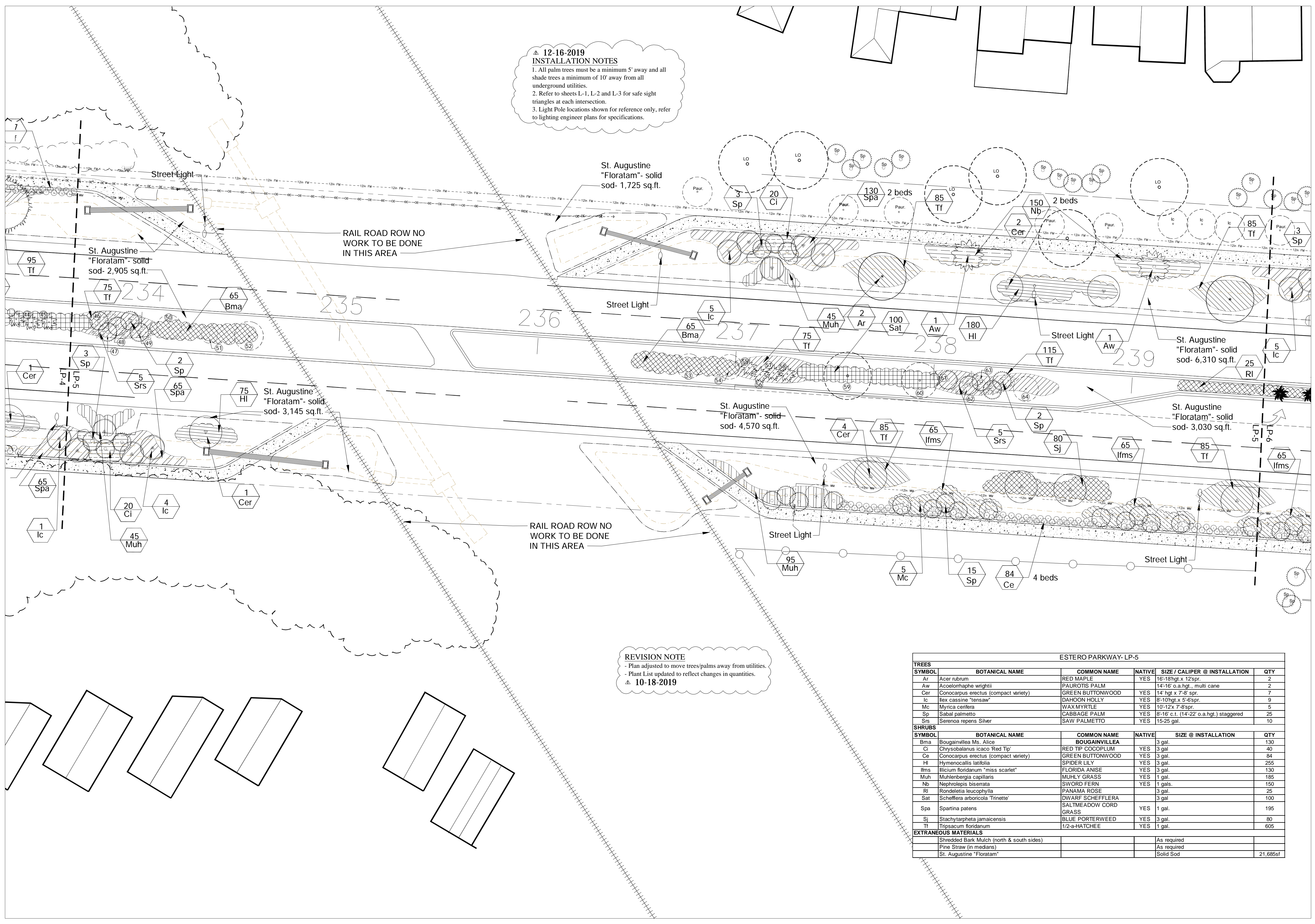
REVISION NOTE
- Plan adjusted to move trees/palms away from utilities.
- Plant List updated to reflect changes in quantities.
10-18-2019

ESTERO PARKWAY-LP-4					
TREES					
SYMBOL	BOTANICAL NAME	COMMON NAME	NATIVE	SIZE / CALIPER @ INSTALLATION	QTY
Bn	Bismarckia nobilis	BISMARCK PALM	YES	8' c.t.	2
Cer	Conocarpus erectus (compact variety)	GREEN BUTTWOOD	YES	14' hgt x 7'-8' spr.	10
Ic	Ilex cassine 'Tensaw'	DAHON HOLLY	YES	8'-10'hgt.x. 5'-6'spr.	5
Mc	Myrica cerifera	WAX MYRTLE	YES	7'-8', 25 gal.	22
Pp	Peltophorum pterocarpum	YELLOW POINCIANNA	YES	16'x 10'-12'spr.	1
Ped	Pinus elliotii densa	SLASH PINE	YES	12'-20'hgt., stagger sizes	19
Ply	Ptychosperma elegans	ALEXANDER PALM	YES	10'c.t., max. 4'cal.	6
Qv1	Quercus virginiana	LIVE OAK	YES	300 gal.; 22' hgt. x 12'-14'spr., 6"-8" cal.	1
Sp	Sabal palmetto	CABBAGE PALM	YES	8'-16' c.t. (14'-22' o.a.hgt.) staggered	31
Srs	Serenoa repens Silver	SAW PALMETTO	YES	15-25 gal.	25
Ti	Tabebuia ipe	PINK TRUMPET TREE	YES	14'-16'x 8'-10'spr.	3
SHRUBS					
SYMBOL	BOTANICAL NAME	COMMON NAME	NATIVE	SIZE @ INSTALLATION	QTY
Aa	Assort. Aqua (Spikensh, Alligator Flag)	ASSORTED AQUATICS	YES	4' liners (50%/ 50% mix)	300
BHj	Bougainvillea 'Helen Johnson'	DWARF BOUGAINVILLEA	YES	3 gal.	30
Ci	Chrysobalanus icaco 'Red Tip'	RED TIP COCOPLUM	YES	3 gal.	240
Ce	Conocarpus erectus (compact variety)	GREEN BUTTWOOD	YES	3 gal.	83
Hi	Hymenocallis latifolia	SPIDER LILY	YES	3 gal.	300
lms	Illicium floridanum 'miss scarlet'	FLORIDA ANISE	YES	3 gal.	180
Ms	Microsorium scolopendrium	WART FERN	YES	1 gal.	345
Muh	Muhlenbergia capillaris	MUHLY GRASS	YES	1 gal.	530
Mf	Myrcianthes fragrans	SIMPSONS STOPPER	YES	3 gal.	322
Ri	Rondeletia leucophylla	PANAMA ROSE	YES	3 gals.	235
Sat	Schefflera arboricola 'Trinette'	DWARF SCHEFFLERA	YES	3 gal.	120
Spa	Spartina patens	SALTMEADOW CORD	YES	1 gal.	195
Spbg	Spartina blue green	CORDGRASS	YES	1 gal.	130
Sj	Stachytarpheta jamaicensis	BLUE PORTERWEED	YES	3 gal.	93
Ti	Tripsacum floridanum	1/2-a-HATCHEE	YES	1 gal.	610
EXTRANEIOUS MATERIALS					
	Shredded Bark Mulch (north & south sides)			As required	
	Pine Straw (in medians)			As required	
	St. Augustine "Floratam"			Solid Sod	24,675sf



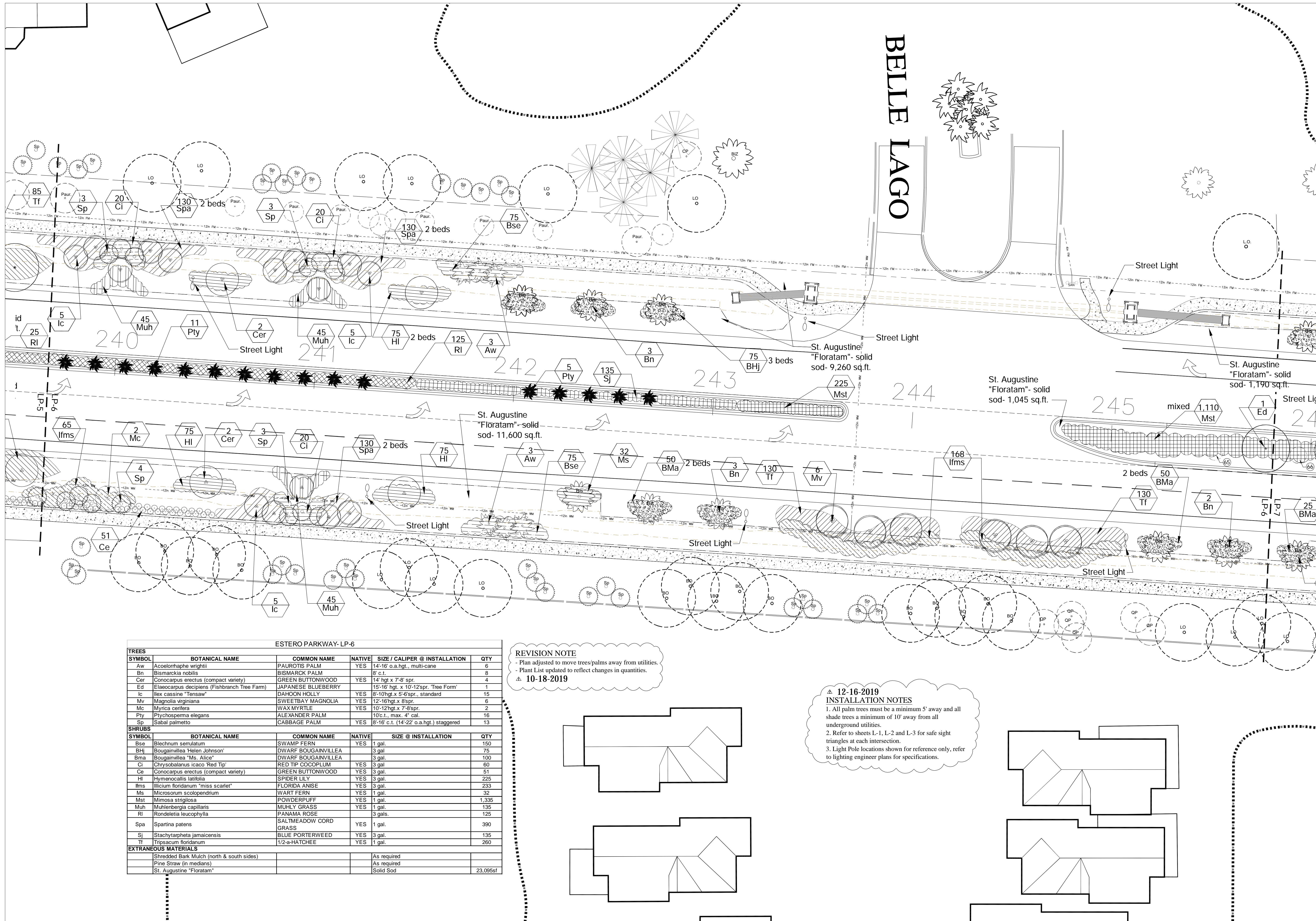
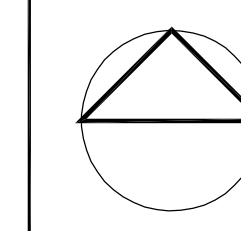


**12-16-2019
INSTALLATION NOTES**
1. All palm trees must be a minimum 5' away and all shade trees a minimum of 10' away from all underground utilities.
2. Refer to sheets L-1, L-2 and L-3 for safe sight triangles at each intersection.
3. Light Pole locations shown for reference only, refer to lighting engineer plans for specifications.



REVISION NOTE
- Plan adjusted to move trees/palms away from utilities.
- Plant List updated to reflect changes in quantities.
10-18-2019

ESTERO PARKWAY-LP-5						
TREES	SYMBOL	BOTANICAL NAME	COMMON NAME	NATIVE	SIZE / CALIPER @ INSTALLATION	QTY
Ar		Acer rubrum	RED MAPLE	YES	16-18 hgt. x 12 spr.	2
Aw		Accolonia haphae wrightii	PAUROTIS PALM	YES	14'-16' o.a. hgt., multi cane	2
Cer		Conocarpus erectus (compact variety)	GREEN BUTTONWOOD	YES	14' hgt. x 7'-8' spr.	7
Ic		Ilex cassine "tensaw"	DAHON HOLLY	YES	8'-10' hgt. x 5'-6' spr.	9
Mc		Myrica carifera	WAX MYRTLE	YES	10'-12' x 7'-8' spr.	5
Sp		Sabal palmetto	CABBAGE PALM	YES	8'-16' c.l. (14'-22' o.a. hgt.) staggered	25
Srs		Serenoa repens Silver	SAW PALMETTO	YES	15-25 gal.	10
SHRUBS	SYMBOL	BOTANICAL NAME	COMMON NAME	NATIVE	SIZE @ INSTALLATION	QTY
Bma		Bougainvillea Ms. Alice	BOUGAINVILLEA		3 gal.	130
Ci		Chrysobalanus icaco 'Red Tip'	RED TIP COCOPLUM	YES	3 gal.	40
Ce		Conocarpus erectus (compact variety)	GREEN BUTTONWOOD	YES	3 gal.	84
Hi		Hymenocallis latifolia	SPIDER LILY	YES	3 gal.	255
Ifms		Illicium floridanum "miss scarlet"	FLORIDA ANISE	YES	3 gal.	130
Muh		Muhlenbergia capillaris	MUHLY GRASS	YES	1 gal.	185
Nb		Nephrolepis biserrata	SWORD FERN	YES	1 gals.	150
Ri		Rondeletia leucophylla	PANAMA ROSE		3 gal.	25
Sat		Schefflera arboricola 'Trinette'	DWARF SCHEFFLERA		3 gal.	100
Spa		Spartina patens	SALTMEADOW CORD	YES	1 gal.	195
Sj		Stachytarpheta jamaicensis	BLUE PORTERWEED	YES	3 gal.	80
Ti		Tipisacum floridanum	1/2-a-HATCHEE	YES	1 gal.	605
EXTRANEEOUS MATERIALS						
		Shredded Bark Mulch (north & south sides)			As required	
		Pine Straw (in medians)			As required	
		St. Augustine 'Floritam'			Solid Sod	21,685sf



ESTERO PARKWAY- LP-6

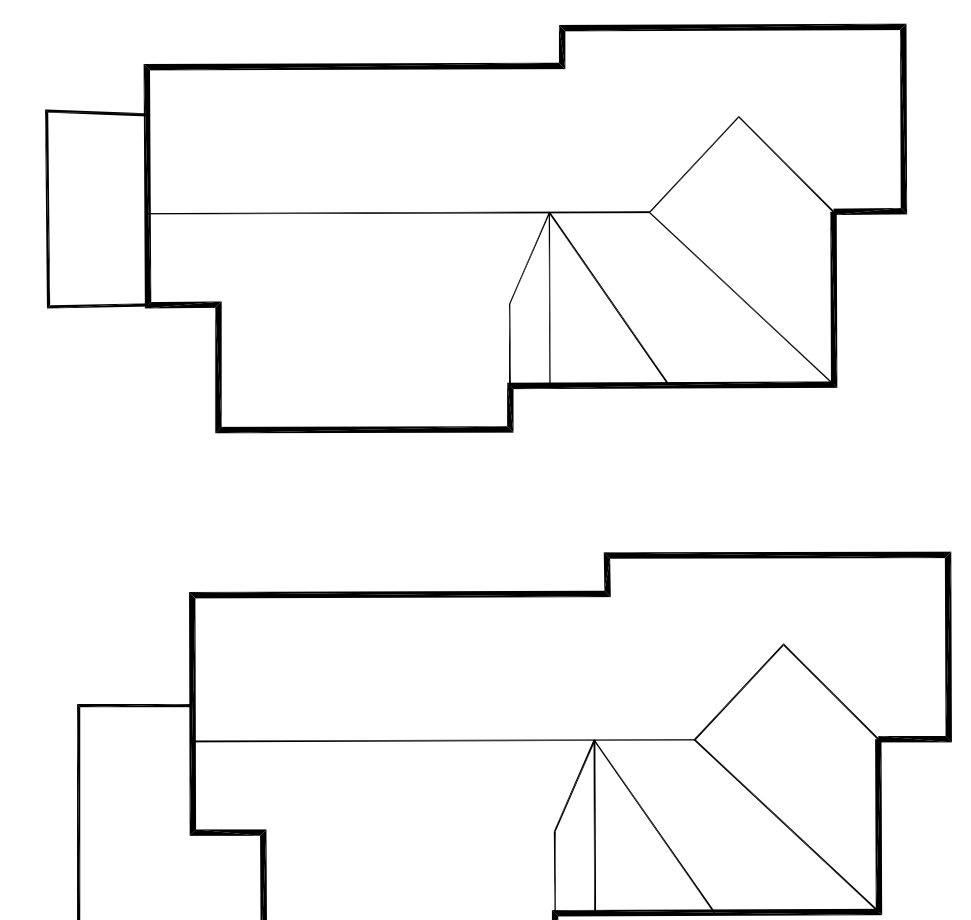
SYMBOL	BOTANICAL NAME	COMMON NAME	NATIVE	SIZE / CALIPER @ INSTALLATION	QTY
Aw	Acoelorrhaphes wrightii	PAUROTIS PALM	YES	14'-16" o.a.hgt., multi-cane	6
Bn	Bismarckia nobilis	BISMARCK PALM	YES	8' c.t.	8
Cer	Conocarpus erectus (compact variety)	GREEN BUTTONWOOD	YES	14' hgt. x 7'-8' spr.	4
Ed	Elaeocarpus decipiens (Fishbranch Tree Farm)	JAPANESE BLUEBERRY	YES	15'-16" hgt. x 10'-12" spr. 'Tree Form'	1
Ic	Ilex cassine 'Tensaw'	DAHON HOLLY	YES	8'-10" hgt. x 5'-6" spr., standard	15
Mv	Magnolia virginiana	SWEETBAY MAGNOLIA	YES	12'-16" hgt. x 8" spr.	6
Mc	Myrica cerifera	WAX MYRTLE	YES	10'-12" hgt. x 7'-8" spr.	2
Pty	Ptychosperma elegans	ALEXANDER PALM	YES	10' c.t., max. 4" cal.	16
Sp	Sabal palmetto	CABBAGE PALM	YES	8'-16" c.t. (14'-22" o.a.hgt.) staggered	13

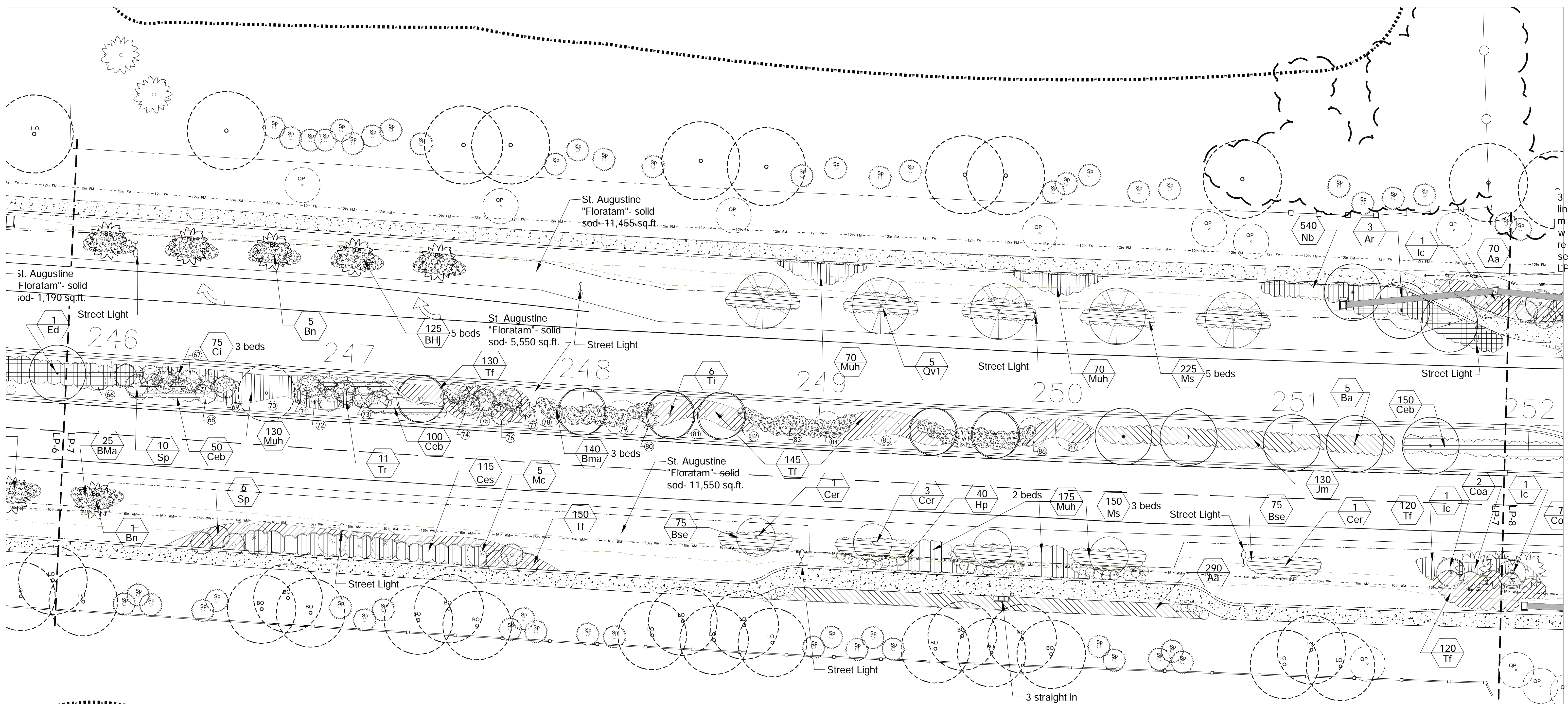
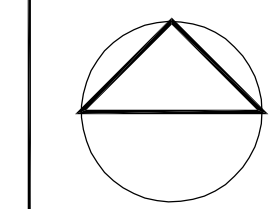
SYMBOL	BOTANICAL NAME	COMMON NAME	NATIVE	SIZE @ INSTALLATION	QTY
Bse	Blechnum serrulatum	SWAMP FERN	YES	1 gal.	150
Bhj	Bougainvillea 'Helen Johnson'	DWARF BOUGAINVILLEA	YES	3 gal.	75
Bma	Bougainvillea 'Ms. Alice'	DWARF BOUGAINVILLEA	YES	3 gal.	100
Ci	Chrysobalanus icaco 'Red Tip'	RED TIP COCOPLUM	YES	3 gal.	60
Ce	Conocarpus erectus (compact variety)	GREEN BUTTONWOOD	YES	3 gal.	51
Hi	Hymenocallis latifolia	SPIDER LILY	YES	3 gal.	225
Ilms	Illicium floridanum 'miss scarlet'	FLORIDA ANISE	YES	3 gal.	233
Ms	Microsorium scolopendrium	WART FERN	YES	1 gal.	32
Mst	Mimosa stipulosa	POWDERPUFF	YES	1 gal.	1,335
Muh	Muhlenbergia capillaris	MUHLIY GRASS	YES	1 gal.	135
Ri	Rondeletia leucophylla	PANAMA ROSE	YES	3 gals.	125
Spa	Spartina patens	SALTMEADOW CORD GRASS	YES	1 gal.	390
Sj	Stachytarpheta jamaicensis	BLUE PORTERWEED	YES	3 gal.	135
Tf	Tripsacum floridanum	1/2-a-HATCHEE	YES	1 gal.	260

EXTRANEIOUS MATERIALS		
	Shredded Bark Mulch (north & south sides)	As required
	Pine Straw (in medians)	As required
	St. Augustine "Floratam"	Solid Sod 23,095sf

REVISION NOTE
 - Plan adjusted to move trees/palms away from utilities.
 - Plant List updated to reflect changes in quantities.
 Δ 10-18-2019

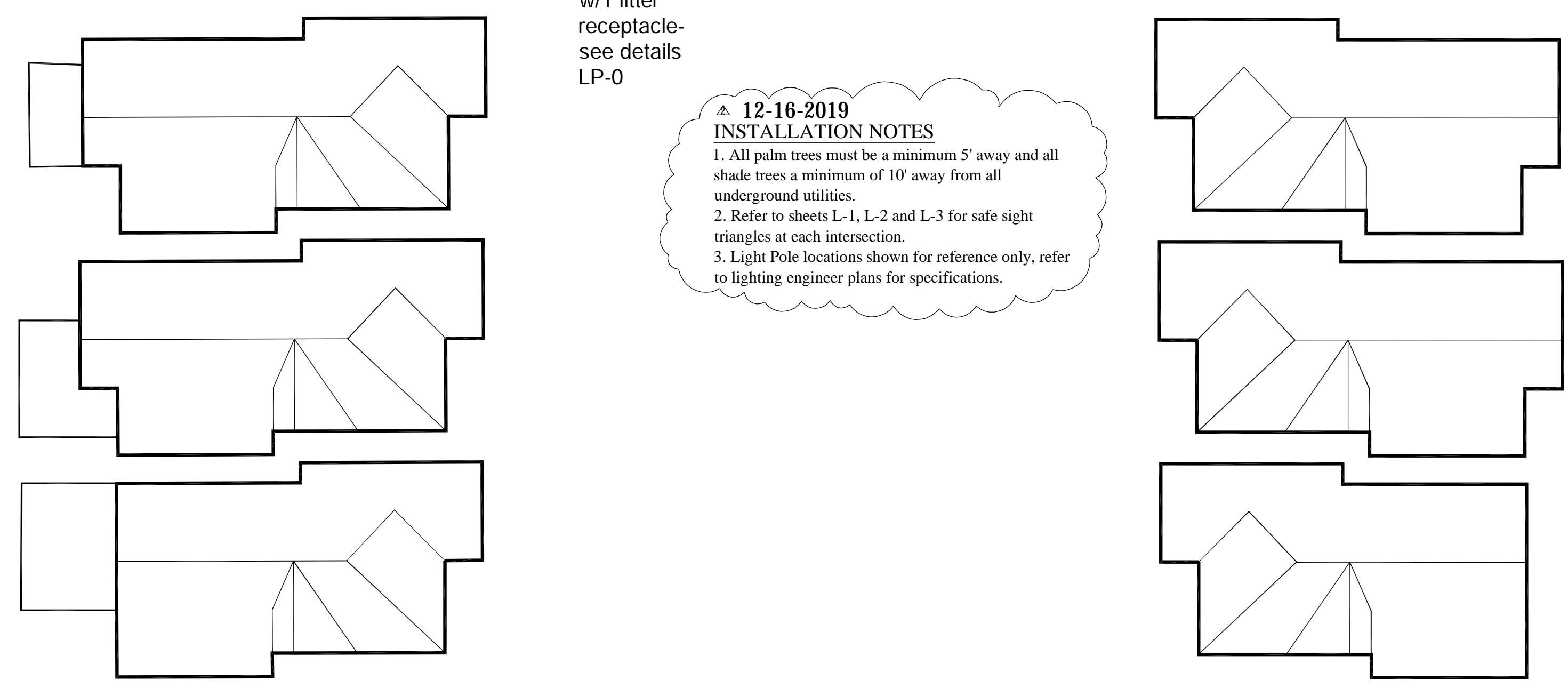
12-16-2019 INSTALLATION NOTES
 1. All palm trees must be a minimum 5' away and all shade trees a minimum of 10' away from all underground utilities.
 2. Refer to sheets L-1, L-2 and L-3 for safe sight triangles at each intersection.
 3. Light Pole locations shown for reference only, refer to lighting engineer plans for specifications.



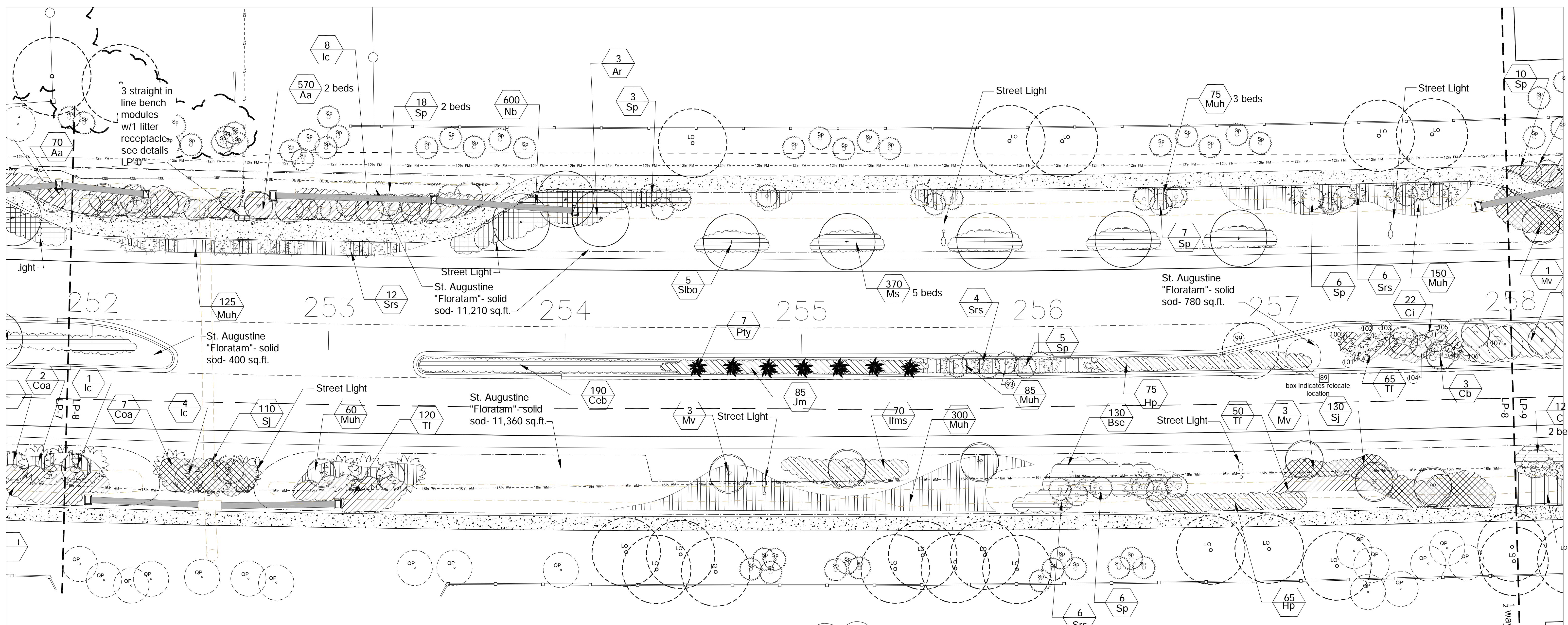
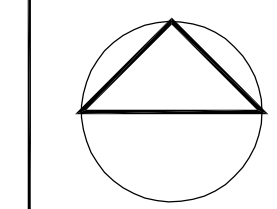


ESTERO PARKWAY-LP-7					
TREES					
SYMBOL	BOTANICAL NAME	COMMON NAME	NATIVE	SIZE / CALIPER @ INSTALLATION	QTY
Ar	Acer rubrum	RED MAPLE	YES	16'-18'ht. x 12'spr.	3
Bn	Bismarckia nobilis	BISMARCK PALM		8' c.t.	6
Ba	Bulnesia arborea	VERAWOOD		12'-14' hgt. x 2'-3" cal.	5
Cer	Conocarpus erectus (compact variety)	GREEN BUTTONWOOD	YES	14' hgt x 7-8' spr.	5
Coa	Copernicia alba	CARANDAY PALM		8'-12'c.t.	2
Ic	Ilex cassine "Tensaw"	DAHON HOLLY	YES	8'-10'ht.x 5-6'spr., standard	2
Mc	Myrica cerifera	WAX MYRTLE	YES	7-8', 25 gal.	5
Qv1	Quercus virginiana	LIVE OAK	YES	300 gal.; 22' hgt. x 12-14'spr., 6"-8" cal.	5
Sp	Sabal palmetto	CABBAGE PALM	YES	8'-16" c.t. (14'-22" o.a.hgt.) staggered	16
Ti	Tabebuia ipe	PINK TRUMPET TREE		14'-16x 8'-10'spr.	6
Tr	Thrinax radiata	FLORIDA THATCH PALM	YES	4-8c.t.	11
SHRUBS					
SYMBOL	BOTANICAL NAME	COMMON NAME	NATIVE	SIZE @ INSTALLATION	QTY
Aa	Assort. Aqua (Spikerush, Alligator Flag)	ASSORTED AQUATICS	YES	4" liners (50%/ 50% mix)	360
Bse	Blechnum semulatum	SWAMP FERN	YES	1 gal.	150
BHJ	Bougainvillea Helen Johnson'	DWARF BOUGAINVILLEA		3 gal.	125
Bma	Bougainvillea "Ms. Alice"	DWARF BOUGAINVILLEA		3 gal.	165
Ceb	Carissa emerald blanket	EMERALD BLANKET		3 gal.	300
Ci	Chrysobalanus icaco 'Red Tip'	RED TIP COCOPLUM	YES	3 gal.	75
Ces	Conocarpus erectus sericeus	SILVER BUTTONWOOD	YES	3 gal.	115
Hp	Hibiscus seminole pink	PINK HIBISCUS		3 gal.	40
Jm	Jasminum multiflorum	DOWNY JASMINE		3 gal.	130
Ms	Microsorium scolopendrium	WART FERN	YES	1 gal.	375
Muh	Muhlenbergia capillaris	MUHLY GRASS	YES	1 gal.	445
Nb	Nephrolepis biserrata	SWORD FERN	YES	1 gal.	540
Tf	Tripsacum floridanum	1/2-a-HATCHEE	YES	1 gal.	665
EXTRANEOUS MATERIALS					
	Shredded Bark Mulch (north & south sides)			As required	
	Pine Straw (in medians)			As required	
	St. Augustine 'Floratam'			Solid Sod	28,555sf

REVISION NOTE
- Plan adjusted to move trees/palms away from utilities.
- Plant List updated to reflect changes in quantities.
10-18-2019




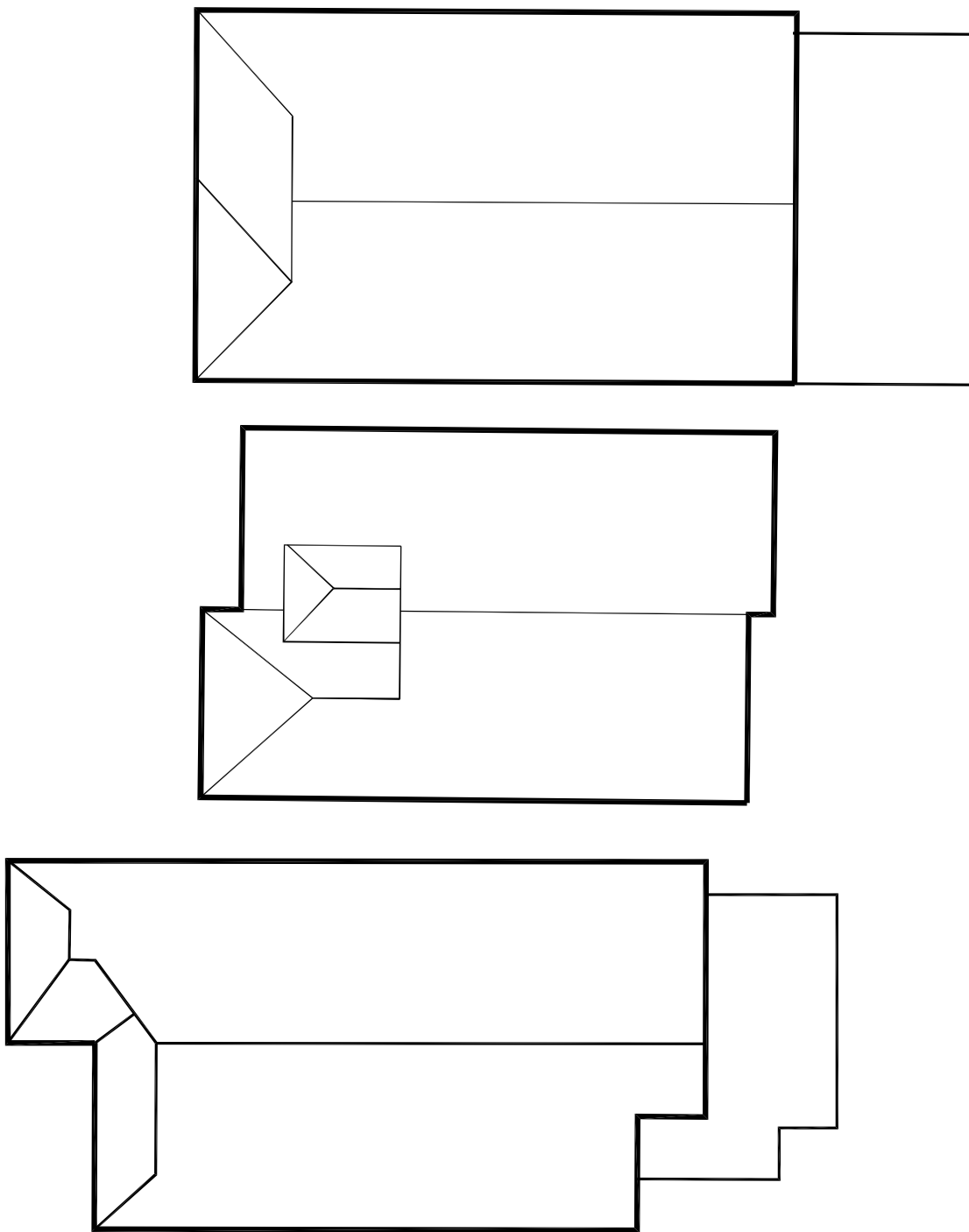
**12-16-2019
INSTALLATION NOTES**
1. All palm trees must be a minimum 5' away and all shade trees a minimum of 10' away from all underground utilities.
2. Refer to sheets L-1, L-2 and L-3 for safe sight triangles at each intersection.
3. Light Pole locations shown for reference only, refer to lighting engineer plans for specifications.

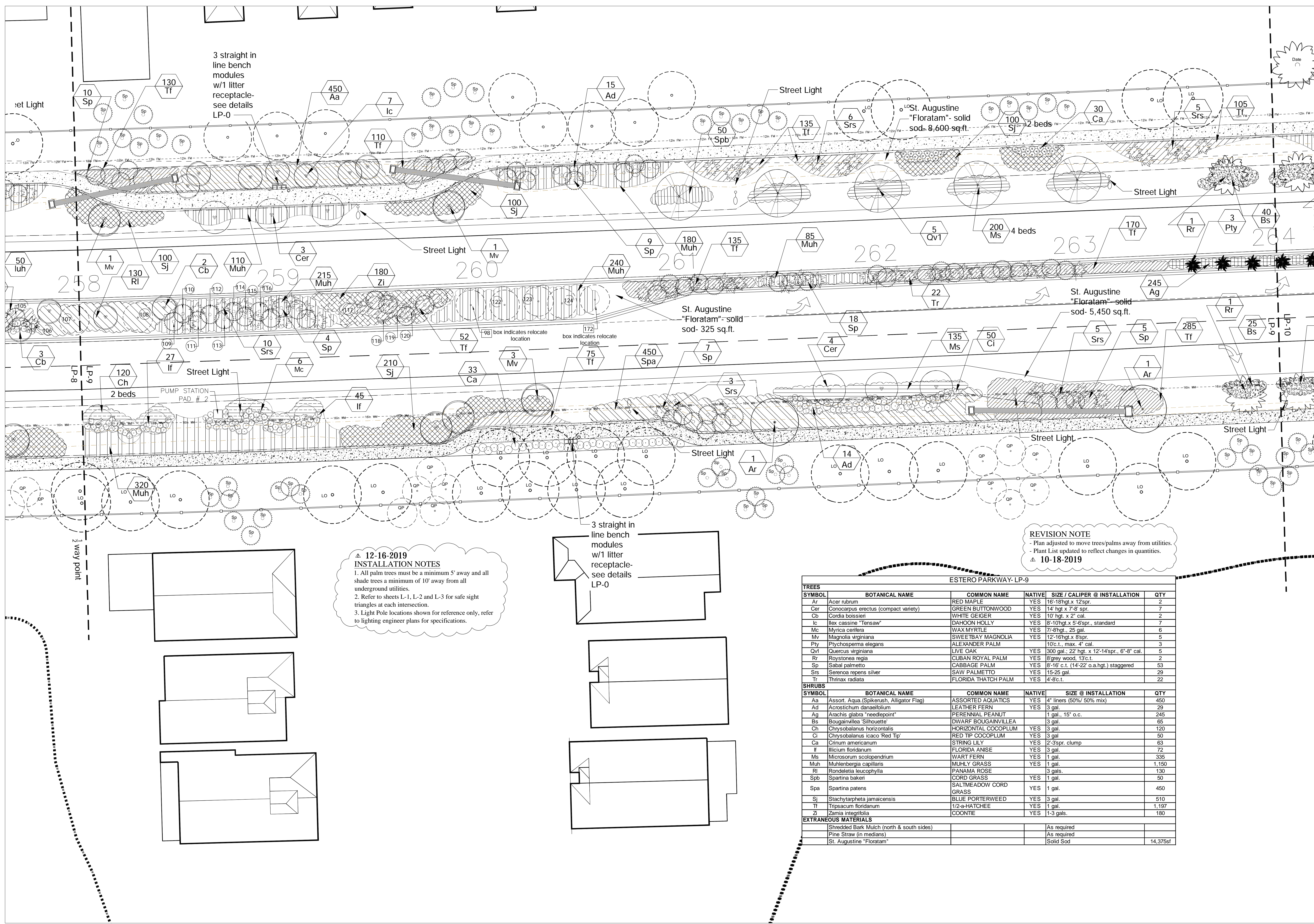
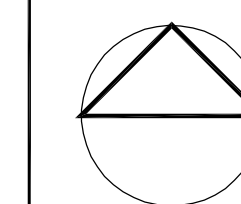


12-16-2019
INSTALLATION NOTES
 1. All palm trees must be a minimum 5' away and all shade trees a minimum of 10' away from all underground utilities.
 2. Refer to sheets L-1, L-2 and L-3 for safe sight triangles at each intersection.
 3. Light Pole locations shown for reference only, refer to lighting engineer plans for specifications.

ESTERO PARKWAY-LP-8					
TREES					
SYMBOL	BOTANICAL NAME	COMMON NAME	NATIVE	SIZE / CALIPER @ INSTALLATION	QTY
Ar	Acer rubrum	RED MAPLE	YES	16'-18' hgt. x 12" spr.	3
SLBO	Bucida buceras "Shady Lady"	SHADY LADY BLACK OLIVE	YES	18'-22' hgt. x 12'-14' spr.	5
Cb	Cordia boissieri	WHITE GEIGER	YES	10' hgt. x 2" cal.	3
Coa	Copernicia alba	CARANDAY PALM		8'-12' c.t.	7
Ic	Ilex cassine "Tensaw"	DAHOON HOLLY	YES	8'-10' hgt. x 5'-6" spr., standard	13
Mv	Magnolia virginiana	SWEETBAY MAGNOLIA	YES	12'-16' hgt. x 8" spr.	6
Pty	Ptychosperma elegans	ALEXANDER PALM		10' c.t., max. 4" cal.	7
Sp	Sabal palmetto	CABBAGE PALM	YES	8'-16' c.t. (14'-22' o.a. hgt.) staggered	45
Srs	Serenoa repens silver	SAW PALMETTO	YES	15-25 gal.	28
SHRUBS					
SYMBOL	BOTANICAL NAME	COMMON NAME	NATIVE	SIZE @ INSTALLATION	QTY
Aa	Assort. Aqua (Spikerush, Alligator Flag)	ASSORTED AQUATICS	YES	4" liners (50%/ 50% mix)	570
Bse	Blechnum serrulatum	SWAMP FERN	YES	1 gal.	130
Ceb	Carissa emerald blanket	EMERALD BLANKET		3 gal.	190
Ci	Chrysobalanus icaco "redtip"	CARISSA	YES	3 gal.	22
Hp	Hibiscus seminole pink	RED TIPPED COCOPLUM	YES	3 gal.	140
Ilms	Illicium floridanum "miss scarlet"	PINK HIBISCUS	YES	3 gal.	70
Jm	Jasminum multiflorum	FLORIDA ANISE	YES	3 gal.	85
Ms	Microsorium scolopendrium	DOWNY JASMINE	YES	1 gal.	370
Muh	Muhlenbergia capillaris	WART FERN	YES	1 gal.	370
Nb	Nephrolepis biserrata	MUHL GRASS	YES	1 gal.	795
Sj	Stachytarpheta jamaicensis	SWORD FERN	YES	1 gal.	600
Tf	Tripsacum floridanum	BLUE PORTERWEED	YES	3 gal.	240
		1/2-a-HATCHEE	YES	1 gal.	235
EXTRANEIOUS MATERIALS					
	Shredded Bark Mulch (north & south sides)			As required	
	Pine Straw (in medians)			As required	
	St. Augustine "Floritam"			Solid Sod	23,750sf

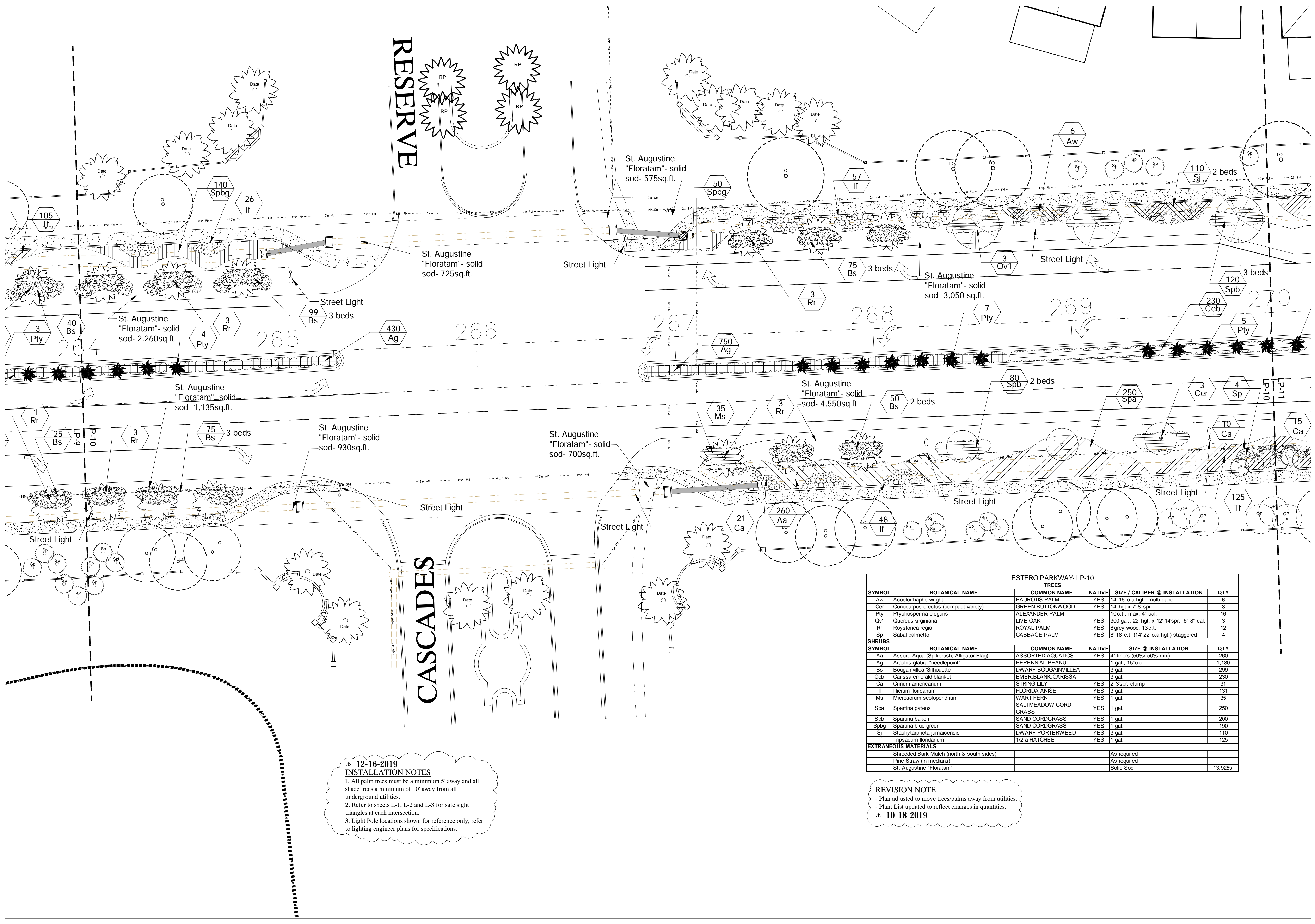
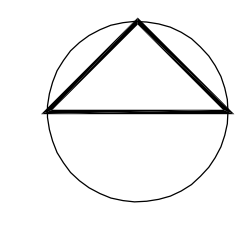
REVISION NOTE
 - Plan adjusted to move trees/palms away from utilities.
 - Plant List updated to reflect changes in quantities.
 10-18-2019





**12-16-2019
INSTALLATION NOTES**
1. All palm trees must be a minimum 5' away and all shade trees a minimum of 10' away from all underground utilities.
2. Refer to sheets L-1, L-2 and L-3 for safe sight triangles at each intersection.
3. Light Pole locations shown for reference only, refer to lighting engineer plans for specifications.

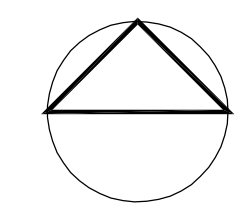
SYMBOL	BOTANICAL NAME	COMMON NAME	NATIVE	SIZE / CALIPER @ INSTALLATION	QTY
Ar	Acer rubrum	RED MAPLE	YES	16'-18'ht. x 12'spr.	2
Cer	Conocarpus erectus (compact variety)	GREEN BUTTONWOOD	YES	14' hgt. x 7'-8' spr.	7
Cb	Cordia boissieri	WHITE GEIGER	YES	10' hgt. x 2" cal.	2
Ic	Ilex cassine "Tensaw"	DAHOON HOLLY	YES	8'-10'ht. x 5-6'spr., standard	7
Mc	Myrica centifera	WAX MYRTLE	YES	7'-8'ht., 25 gal.	6
Mv	Magnolia virginiana	SWEETBAY MAGNOLIA	YES	12'-16'ht. x 8'spr.	5
Pty	Psychopsema elegans	ALEXANDER PALM		10c.t., max. 4' cal.	3
Qv1	Quercus virginiana	LIVE OAK	YES	300 gal., 22' hgt. x 12'-14'spr., 6"-8" cal.	5
Rr	Roystonea regia	CUBAN ROYAL PALM	YES	8'grey wood, 13c.t.	2
Sp	Sabal palmetto	CABBAGE PALM	YES	8'-16" c.t. (14'-22" o.a.hgt.) staggered	53
Srs	Serenoa repens silver	SAW PALMETTO	YES	15-25 gal.	29
Tr	Thrinax radiata	FLORIDA THATCH PALM	YES	4'-8c.t.	22
SHRUBS					
SYMBOL	BOTANICAL NAME	COMMON NAME	NATIVE	SIZE @ INSTALLATION	QTY
Aa	Assort. Aqua.(Spikerush, Alligator Flag)	ASSORTED AQUATICS	YES	4" liners (50%/ 50% mix)	450
Ad	Acrostichum danaeifolium	LEATHER FERN	YES	3 gal.	29
Ag	Arachis glabra "needlepoint"	PERENNIAL PEANUT		1 gal., 15" o.c.	245
Bs	Bougainvillea "Silhouette"	DWARF BOUGAINVILLEA		3 gal.	65
Ch	Chrysobalanus horizontalis	HORIZONTAL COCOPLUM	YES	3 gal.	120
Ci	Chrysobalanus icaco "Red Tip"	RED TIP COCOPLUM	YES	3 gal.	50
Ca	Crinum americanum	STRING LILY	YES	2'-3'spr. clump	63
If	Illicium floridanum	FLORIDA ANISE	YES	3 gal.	72
Ms	Microsorium scolopendrium	WART FERN	YES	1 gal.	335
Muh	Muhlenbergia capillaris	MUHLY GRASS	YES	1 gal.	1,150
Ri	Rondeletia leucocoryllia	PANAMA ROSE		3 gals.	130
Spb	Spartina bakeri	CORD GRASS	YES	1 gal.	50
Spa	Spartina patens	SALTMEADOW CORD GRASS	YES	1 gal.	450
Sj	Stachytarpheta jamaicensis	BLUE PORTERWEED	YES	3 gal.	510
Tf	Tripsacum floridanum	1/2-a-HATCHEE	YES	1 gal.	1,197
Zi	Zamia integrifolia	COONTIE	YES	1-3 gals.	180
EXTRANEIOUS MATERIALS					
	Shredded Bark Mulch (north & south sides)			As required	
	Pine Straw (in medians)			As required	
	St. Augustine "Floritam"			Solid Sod	14,375sf



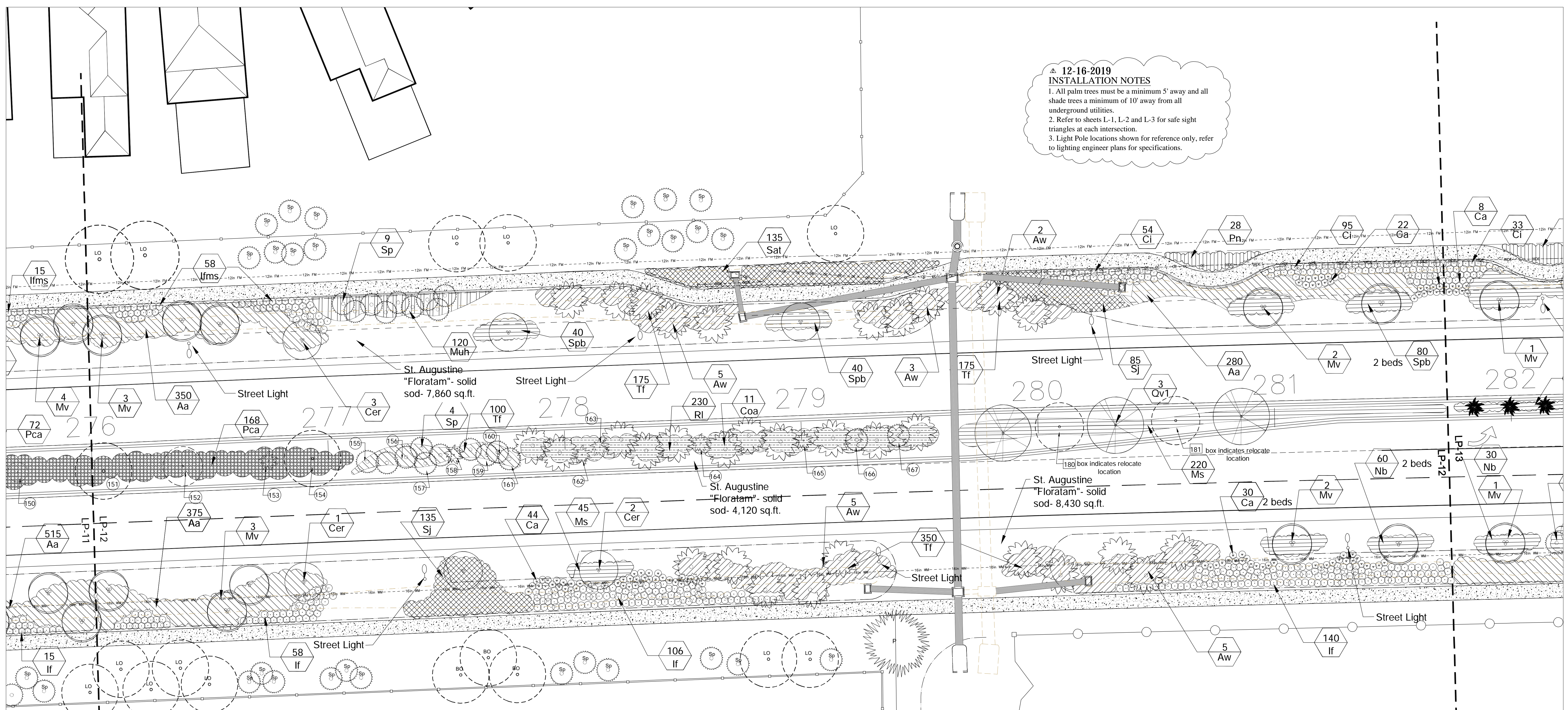
12-16-2019
INSTALLATION NOTES
 1. All palm trees must be a minimum 5' away and all shade trees a minimum of 10' away from all underground utilities.
 2. Refer to sheets L-1, L-2 and L-3 for safe sight triangles at each intersection.
 3. Light Pole locations shown for reference only, refer to lighting engineer plans for specifications.

ESTERO PARKWAY-LP-10					
TREES					
SYMBOL	BOTANICAL NAME	COMMON NAME	NATIVE	SIZE / CALIPER @ INSTALLATION	QTY
Aw	Accelorrhaphes wrightii	PAUROTIS PALM	YES	14'-16" o.a.hgt., multi-cane	6
Cer	Conocarpus erectus (compact variety)	GREEN BUTTONWOOD	YES	14' hgt x 7'-8" spr.	3
Pty	Ptychosperma elegans	ALEXANDER PALM	YES	10c.t., max. 4" cal.	16
Qv1	Quercus virginiana	LIVE OAK	YES	300 gal.; 22' hgt. x 12'-14'spr., 6'-8" cal.	3
Rr	Roystonea regia	ROYAL PALM	YES	8'grey wood, 13c.t.	12
Sp	Sabal palmetto	CABBAGE PALM	YES	8'-16" c.t. (14'-22" o.a.hgt.) staggered	4
SHRUBS					
SYMBOL	BOTANICAL NAME	COMMON NAME	NATIVE	SIZE @ INSTALLATION	QTY
Aa	Assort. Aca. (Spikerush, Alligator Flag)	ASSORTED AQUATICS	YES	4" liners (50%/ 50% mix)	260
Ag	Arachis glabra "needlepoint"	PERENNIAL PEANUT	YES	1 gal., 15" o.c.	1,180
Bs	Bougainvillea 'Silhouette'	DWARF BOUGAINVILLEA	YES	3 gal.	299
Ceb	Carissa emerald blanket	EMER BLANK CARISSA	YES	3 gal.	230
Ca	Crinum americanum	STRING LILY	YES	2'-3spr. clump	31
If	Illicium floridanum	FLORIDA ANISE	YES	3 gal.	131
Ms	Microsorium scolopendrium	WART FERN	YES	1 gal.	35
Spa	Spartina patens	SALTMEADOW CORD GRASS	YES	1 gal.	250
Spb	Spartina bakeri	SAND CORDGRASS	YES	1 gal.	200
Spbg	Spartina blue-green	SAND CORDGRASS	YES	1 gal.	190
Sj	Stachytarpheta jamaicensis	DWARF PORTERWEED	YES	3 gal.	110
Tf	Tripsacum floridanum	1/2-a-HATCHEE	YES	1 gal.	125
EXTRANEIOUS MATERIALS					
	Shredded Bark Mulch (north & south sides)			As required	
	Pine Straw (in medians)			As required	
	St. Augustine "Floritam"			Solid Sod	13,925sf

REVISION NOTE
 - Plan adjusted to move trees/palms away from utilities.
 - Plant List updated to reflect changes in quantities.
10-18-2019

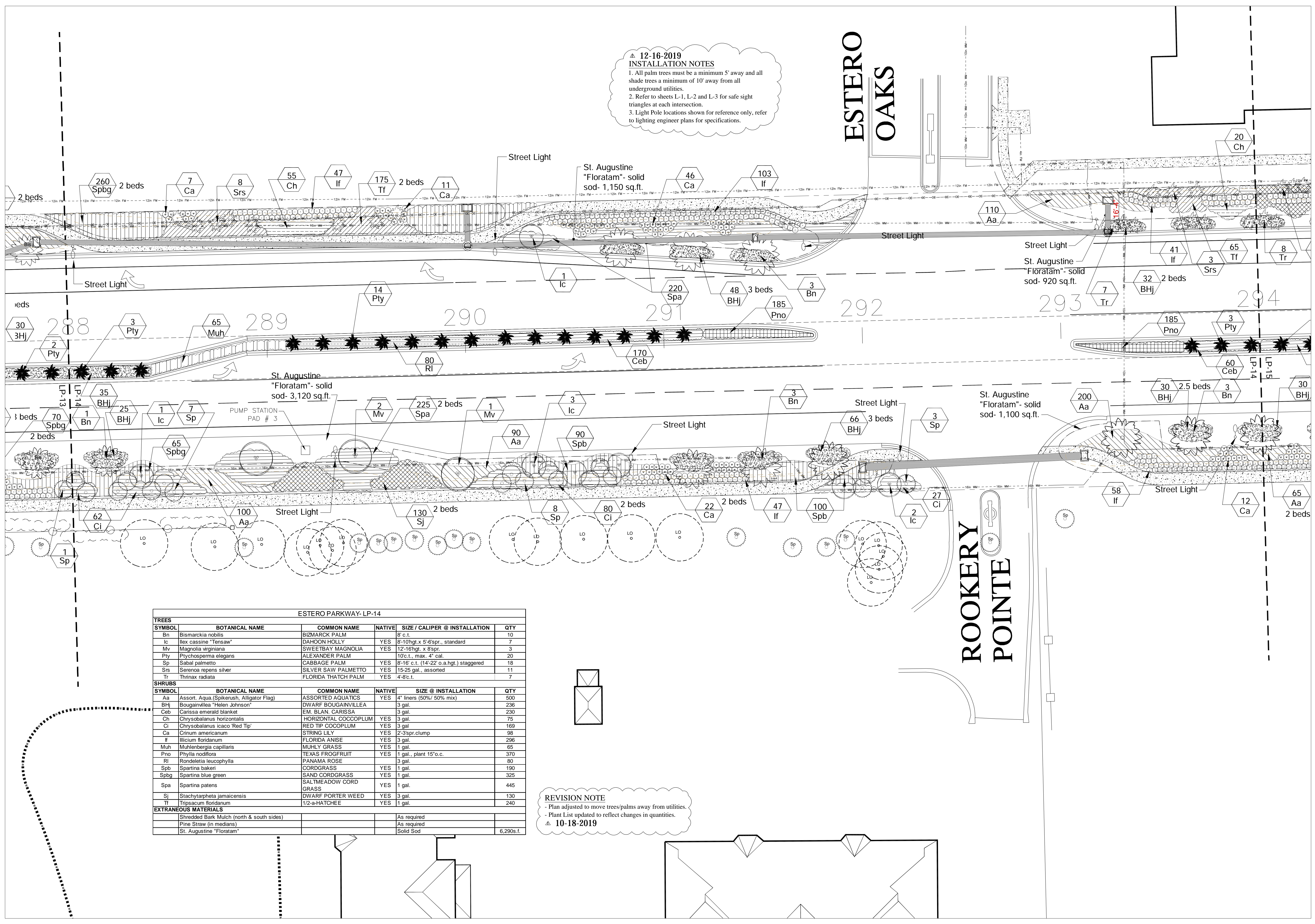
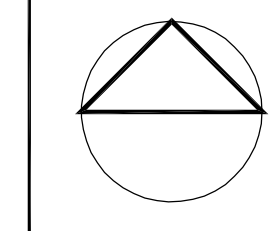


12-16-2019
INSTALLATION NOTES
 1. All palm trees must be a minimum 5' away and all shade trees a minimum of 10' away from all underground utilities.
 2. Refer to sheets L-1, L-2 and L-3 for safe sight triangles at each intersection.
 3. Light Pole locations shown for reference only, refer to lighting engineer plans for specifications.



ESTERO PARKWAY-LP-12						
TREES						
SYMBOL	BOTANICAL NAME	COMMON NAME	NATIVE	SIZE / CALIPER @ INSTALLATION	QTY	
Aw	Acroelorrhapha wrightii	PAUROTIS PALM	YES	14'-16" o.a.hgt., multi cane	20	
Coa	Coepercia alba	CARANDAY PALM	YES	8'-12" t.	11	
Cer	Canocarpus erectus (compact variety)	GREEN BUTTONWOOD	YES	14' hgt. x 7'-8" spr.	6	
Mv	Magnolia virginiana	SWEETBAY MAGNOLIA	YES	12'-16" hgt. x 8" spr.	10	
Qv1	Quercus virginiana	LIVE OAK	YES	300 gal., 22' hgt. x 12'-14" spr., 6"-8" cal.	3	
Sp	Sabal palmetto	CABBAGE PALM	YES	8'-16" c.t. (14'-22" o.a.hgt.) staggered	13	
SHRUBS						
SYMBOL	BOTANICAL NAME	COMMON NAME	NATIVE	SIZE @ INSTALLATION	QTY	
Aa	Assort. Aqua (Spikerush, Alligator Flag)	ASSORTED AQUATICS	YES	4" liners (50%/ 50% mix)	1,005	
Ci	Chrysobalanus icaco Red Tip	RED TIP COCOPLUM	YES	3 gal.	149	
Ca	Crinum americanum	STRING LILY	YES	2'-3" spr. clump	96	
If	Illicium floridanum	FLORIDA ANISE	YES	3 gal.	304	
Ifms	Illicium floridanum "Ms. Scarlett"	FLORIDA ANISE	YES	3 gal.	58	
Ms	Microsorium scolopendrium	WART FERN	YES	1 gal.	265	
Muh	Muhlenbergia capillaris	MUHLI GRASS	YES	1 gal.	120	
Nb	Nephrolepis biserrata	SWORD FERN		1 gal.	60	
Pca	Plumbago capensis	BLUE PLUMBAGO		3 gal.	168	
Pn	Psychotria nervosa	WILD COFFEE	YES	3 gal.	28	
RI	Rondeletia leucophylla	PANAMA ROSE		3 gals.	230	
Sat	Schefflera arboricola "Trinette"	DWARF VAR. SCHEFFLERA		3 gal.	135	
Spb	Spartina bakeri	CORDGRASS	YES	1 gal.	160	
Sj	Stachytarpheta jamaicensis	BLUE PORTERWEED	YES	3 gal.	220	
Tf	Tripsacum floridanum	1/2-a-HATCHEE	YES	1 gal.	800	
EXTRANEIOUS MATERIALS						
	Shredded Bark Mulch (north & south sides)			As required		
	Pine Straw (in medians)			As required		
	St. Augustine "Floritam"			Solid Sod	20,410s.f.	

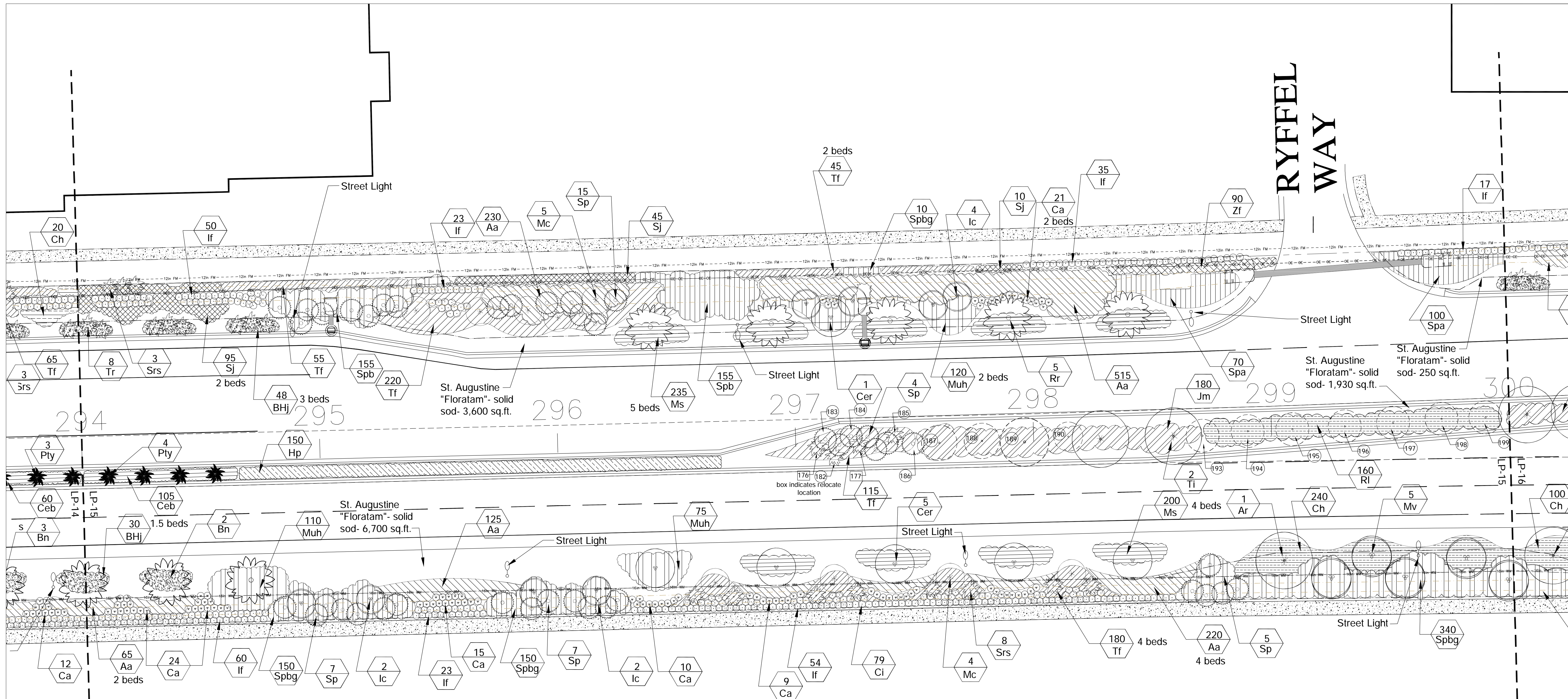
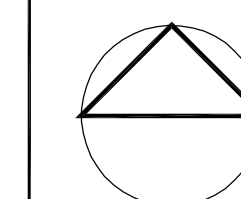
REVISION NOTE
 - Plan adjusted to move trees/palms away from utilities.
 - Plant List updated to reflect changes in quantities.
 10-18-2019



▲ 12-16-2019
INSTALLATION NOTES
 1. All palm trees must be a minimum 5' away and all shade trees a minimum of 10' away from all underground utilities.
 2. Refer to sheets L-1, L-2 and L-3 for safe sight triangles at each intersection.
 3. Light Pole locations shown for reference only, refer to lighting engineer plans for specifications.

REVISION NOTE
 - Plan adjusted to move trees/palms away from utilities.
 - Plant List updated to reflect changes in quantities.
 ▲ 10-18-2019

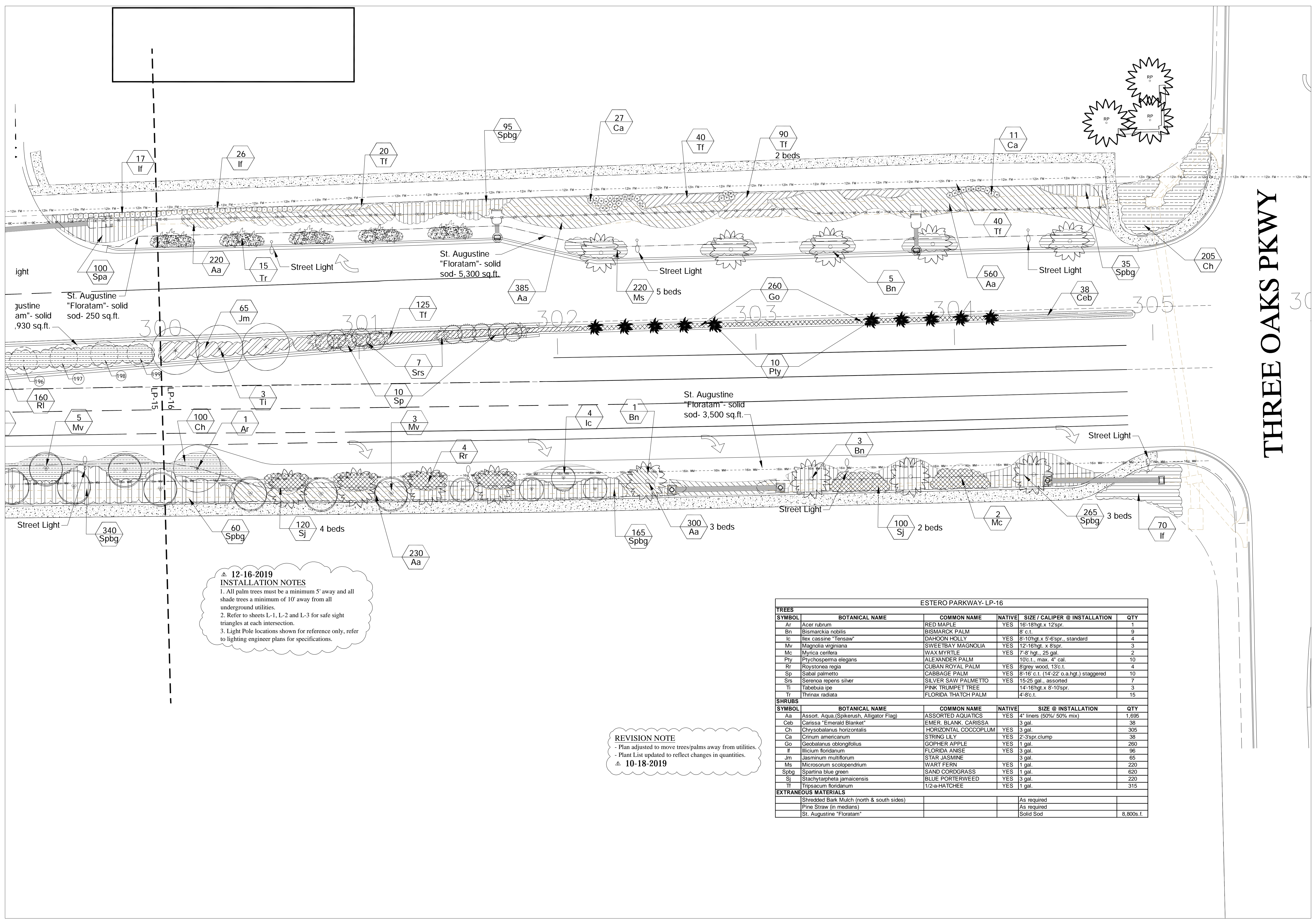
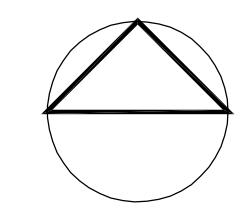
ESTERO PARKWAY-LP-14					
TREES					
SYMBOL	BOTANICAL NAME	COMMON NAME	NATIVE	SIZE / CALIPER @ INSTALLATION	QTY
Bn	Bismarckia nobilis	BIZMARCK PALM	YES	8" c.t.	10
Ic	Ilex cassine "Tensaw"	DAHOOON HOLLY	YES	8'-10'hgt. x 5'-6'spr., standard	7
Mv	Magnolia virginiana	SWEETBAY MAGNOLIA	YES	12'-16'hgt. x 8'spr.	3
Ply	Ptychosperma elegans	ALEXANDER PALM	YES	110c.t., max. 4" cal.	20
Sp	Sabal palmetto	CABBAGE PALM	YES	8'-16" c.t. (14'-22" o.a.hgt.) staggered	18
Srs	Serenoa repens silver	SILVER SAW PALMETTO	YES	15-25 gal., assorted	11
Tr	Thrinax radiata	FLORIDA THATCH PALM	YES	4-8c.t.	7
SHRUBS					
SYMBOL	BOTANICAL NAME	COMMON NAME	NATIVE	SIZE @ INSTALLATION	QTY
Aa	Assort. Aqua.(Spikerush, Alligator Flag)	ASSORTED AQUATICS	YES	4" liners (50%/ 50% mix)	500
BHj	Bougainvillea "Helen Johnson"	DWARF BOUGAINVILLEA	YES	3 gal.	236
Ceb	Carissa emerald blanket	EM. BLAN. CARISSA	YES	3 gal.	230
Ch	Chrysobalanus horizontalis	HORIZONTAL COCCOPLUM	YES	3 gal.	75
Ci	Chrysobalanus icaco "Red Tip"	RED TIP COCCOPLUM	YES	3 gal.	169
Ca	Crinum americanum	STRING LILY	YES	2'-3spr.clump	98
If	Illicium floridanum	FLORIDA ANISE	YES	3 gal.	296
Muh	Muhlenbergia capillaris	MUHLY GRASS	YES	1 gal.	65
Pno	Phylla nodiflora	TEXAS FROGFRUIT	YES	1 gal., plant 15"o.c.	370
Ri	Rondeletia leucophylla	PANAMA ROSE	YES	3 gal.	80
Spb	Spartina bakeri	CORDGRASS	YES	1 gal.	190
Spbg	Spartina blue green	SAND CORDGRASS	YES	1 gal.	325
Spa	Spartina patens	SALTMEADOW CORD GRASS	YES	1 gal.	445
Sj	Stachytarpheta jamaicensis	DWARF PORTER WEED	YES	3 gal.	130
Tf	Tripsacum floridanum	1/2-a-HATCHEE	YES	1 gal.	240
EXTRANEIOUS MATERIALS					
	Shredded Bark Mulch (north & south sides)			As required	
	Pine Straw (in medians)			As required	
	St. Augustine "Floritam"			Solid Sod	6,290s.f.



12-16-2019
INSTALLATION NOTES
 1. All palm trees must be a minimum 5' away and all shade trees a minimum of 10' away from all underground utilities.
 2. Refer to sheets L-1, L-2 and L-3 for safe sight triangles at each intersection.
 3. Light Pole locations shown for reference only, refer to lighting engineer plans for specifications.

REVISION NOTE
 - Plant adjusted to move trees/palms away from utilities.
 - Plant List updated to reflect changes in quantities.
10-18-2019

ESTERO PARKWAY-LP-15						
TREES						
SYMBOL	BOTANICAL NAME	COMMON NAME	NATIVE	SIZE / CALIPER @ INSTALLATION	QTY	
Ar	Acer rubrum	RED MAPLE	YES	16'-18'htg. x 12spr.	1	
Bn	Bismarkia nobilis	BIZMARK PALM		12'-14c.t.	2	
Cer	Conocarpus erectus (compact variety)	GREEN BUTTONWOOD	YES	14' hgt x 7'-8' spr.	1	
Ic	Ilex cassine "Tensaw"	DAHOOON HOLLY	YES	8'-10'htg. x 5'-6'spr., standard	8	
Mv	Magnolia virginiana	SWEETBAY MAGNOLIA	YES	12'-16'htg. x 8'spr.	5	
Mc	Myrica cerifera	WAX MYRTLE	YES	7'-8' hgt., 25 gal.	9	
Ply	Phycosperma elegans	ALEXANDER PALM		10 c.t., max 4" cal.	4	
Qv	Quercus virginiana	LIVE OAK	YES	300 gal., 22' hgt. x 12'-14'spr., 6"-8" cal.	5	
Rr	Roystonea regia	CUBAN ROYAL PALM	YES	8'grey wood, 13c.t.	5	
Sp	Sabal palmetto	CABBAGE PALM	YES	8'-16' c.t. (14'-22' o.a.hgt.) staggered	38	
Srs	Serenoa repens silver	SILVER SAW PALMETTO	YES	15-25 gal., assorted	11	
Ti	Tabebuia ipe	PINK TRUMPET TREE	YES	14'-16'htg. x 8'-10'spr.	2	
Tr	Thrinax radiata	FLORIDA THATCH PALM	YES	4'-8c.t.	8	
SHRUBS						
SYMBOL	BOTANICAL NAME	COMMON NAME	NATIVE	SIZE @ INSTALLATION	QTY	
Aa	Assort. Aqua.(Spikenush, Alligator Flag)	ASSORTED AQUATICS	YES	4" liners (60%/ 50% mix)	1,155	
BHj	Bougainvillea "Helen Johnson"	DWARF BOUGAINVILLEA		3 gal.	78	
Ceb	Carissa emerald blanket	EM.BLANK. CARISSA		3 gal.	105	
Ch	Chrysobalanus horizontalis	HORIZONTAL COCCOPLUM	YES	3 gal.	240	
Ci	Chrysobalanus icaco "Red Tip"	RED TIP COCOPLUM	YES	3 gal.	79	
Ca	Cnium americanum	STRING LILY	YES	2'-3'spr.clump	79	
Hp	Hibiscus seminole pink	HBISCUS		3 gal.	150	
If	Illicium floridanum	FLORIDA ANISE	YES	3 gal.	262	
Jm	Jasminum multiflorum	STAR JASMINE		3 gal.	180	
Ms	Microsorium scolopendrium	WART FERN	YES	1 gal.	435	
Muh	Muhlenbergia capillaris	MUHLY GRASS	YES	1 gal.	305	
Ri	Rondeletia leucophylla	PANAMA ROSE		3 gal.	160	
Spb	Spartina bakeri	CORDGRASS	YES	1 gal.	310	
Spbg	Spartina blue green	SAND CORDGRASS	YES	1 gal.	650	
Spa	Spartina patens	SALTMEADOW CORD GRASS	YES	1 gal.	170	
Sj	Stachytarpheta jamaicensis	BLUE PORTERWEED	YES	3 gal.	150	
Tf	Tripsacum floridanum	1/2-a-HATCHEE	YES	1 gal.	615	
Zf	Zamia floridana	COONTIE FERN	YES	1'-3 gal.	90	
EXTRANEIOUS MATERIALS						
	Shredded Bark Mulch (north & south sides)			As required		
	Pine Straw (in medians)			As required		
	St. Augustine "Floritam"			Solid Sod	12,480s.f.	

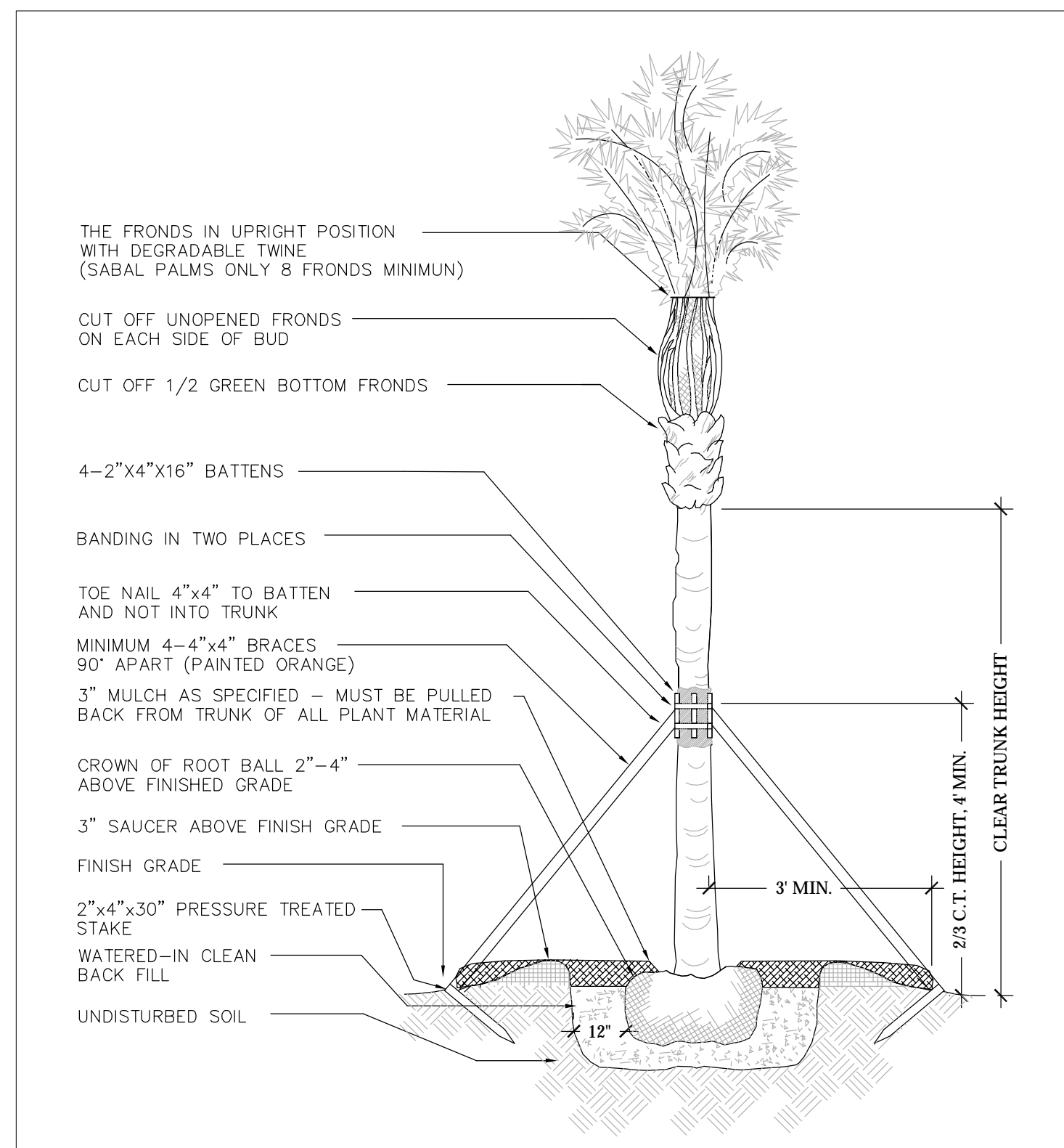


THREE OAKS PKWY

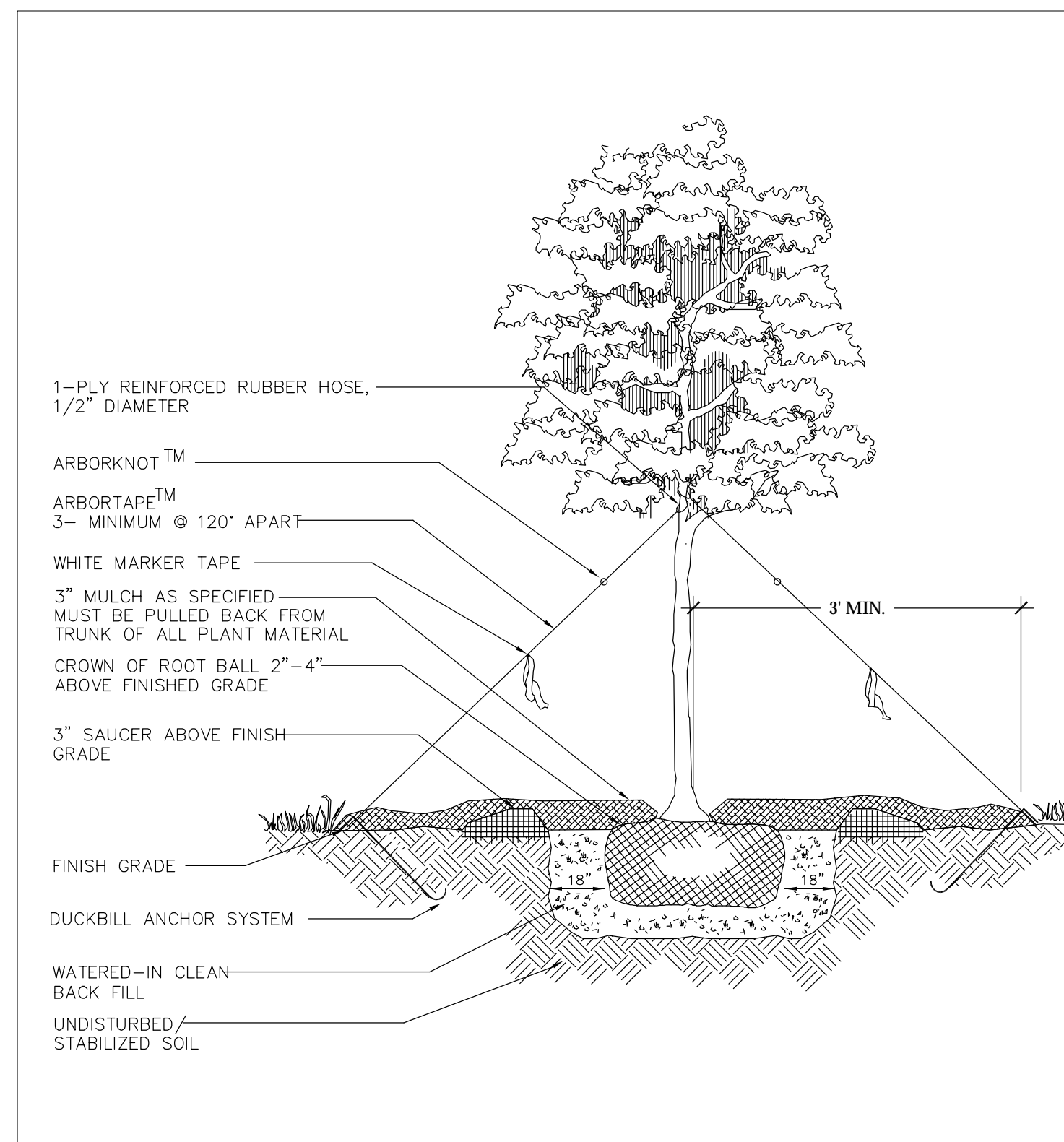
12-16-2019
INSTALLATION NOTES
 1. All palm trees must be a minimum 5' away and all shade trees a minimum of 10' away from all underground utilities.
 2. Refer to sheets L-1, L-2 and L-3 for safe sight triangles at each intersection.
 3. Light Pole locations shown for reference only, refer to lighting engineer plans for specifications.

REVISION NOTE
 - Plan adjusted to move trees/palms away from utilities.
 - Plant List updated to reflect changes in quantities.
10-18-2019

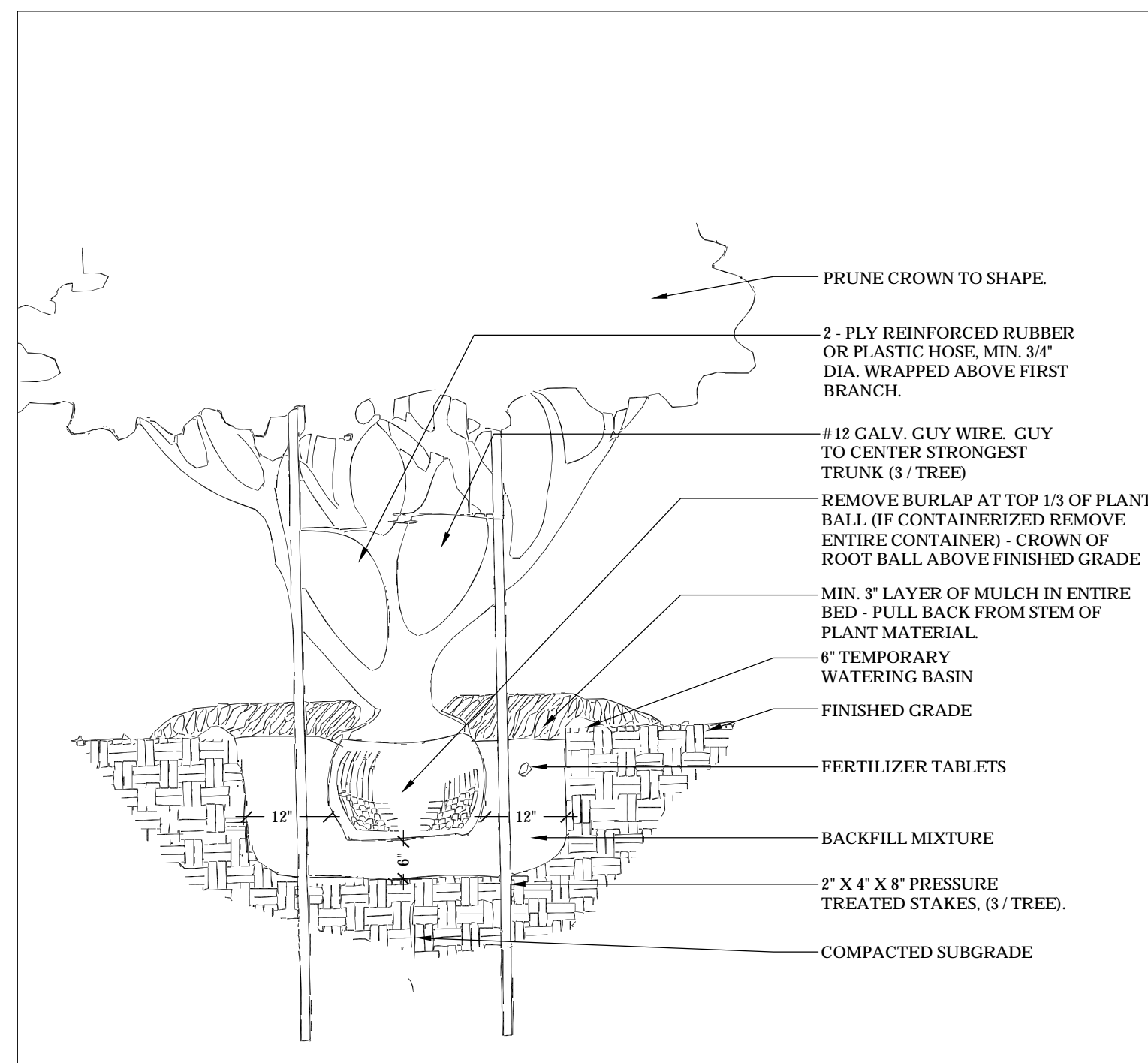
ESTERO PARKWAY- LP-16					
TREES					
SYMBOL	BOTANICAL NAME	COMMON NAME	NATIVE	SIZE / CALIPER @ INSTALLATION	QTY
Ar	Acer rubrum	RED MAPLE	YES	16'-18' hgt. x 12" spr.	1
Bn	Bismarckia nobilis	BISMARCK PALM	YES	8' c.t.	9
Ic	Ilex cassine "Tensaw"	DAHOOB HOLLY	YES	8'-10' hgt. x 5'-6" spr., standard	4
Mv	Magnolia virginiana	SWEETBAY MAGNOLIA	YES	12'-16' hgt. x 8" spr.	3
Mc	Myrica cerifera	WAX MYRTLE	YES	7'-8' hgt., 25 gal.	2
Pty	Ptychosperma elegans	ALEXANDER PALM	YES	10' c.t., max. 4" cal.	10
Rr	Roystonea regia	CUBAN ROYAL PALM	YES	8' grey wood, 13' c.t.	4
Sp	Sabal palmetto	CABBAGE PALM	YES	8'-16' c.t. (14'-22' o.a. hgt.) staggered	10
Srs	Serenoa repens silver	SILVER SAW PALMETTO	YES	15-25 gal., assorted	7
Ti	Tabebuia ipe	PINK TRUMPET TREE	YES	14'-16' hgt. x 8'-10' spr.	3
Tf	Thrinax radiata	FLORIDA THATCH PALM	YES	4'-8' c.t.	15
SHRUBS					
SYMBOL	BOTANICAL NAME	COMMON NAME	NATIVE	SIZE @ INSTALLATION	QTY
Aa	Assort. Aq. (Spikerush, Alligator Flag)	ASSORTED AQUATICS	YES	4" liners (50%/ 50% mix)	1,695
Ceb	Carissa "Emerald Blanket"	EMER. BLANK. CARISSA	YES	3 gal.	38
Ch	Chrysobalanus horizontalis	HORIZONTAL COCCOPLUM	YES	3 gal.	305
Ca	Crinum americanum	STRING LILY	YES	2'-3" spr. clump	38
Go	Geobalanus oblongifolius	GOPHER APPLE	YES	1 gal.	260
If	Illicium floridanum	FLORIDA ANISE	YES	3 gal.	96
Jm	Jasminum multiflorum	STAR JASMINE	YES	3 gal.	65
Ms	Microsorium scolopendrium	WART FERN	YES	1 gal.	220
Spbg	Spartina blue green	SAND CORDGRASS	YES	1 gal.	620
Sj	Stachytarpheta jamaicensis	BLUE PORTERWEED	YES	3 gal.	220
Tf	Tripsacum floridanum	1/2-a-HATCHEE	YES	1 gal.	315
EXTRANEEOUS MATERIALS					
	Shredded Bark Mulch (north & south sides)			As required	
	Pine Straw (in medians)			As required	
	St. Augustine "Floritam"			Solid Sod	8,800s. f.



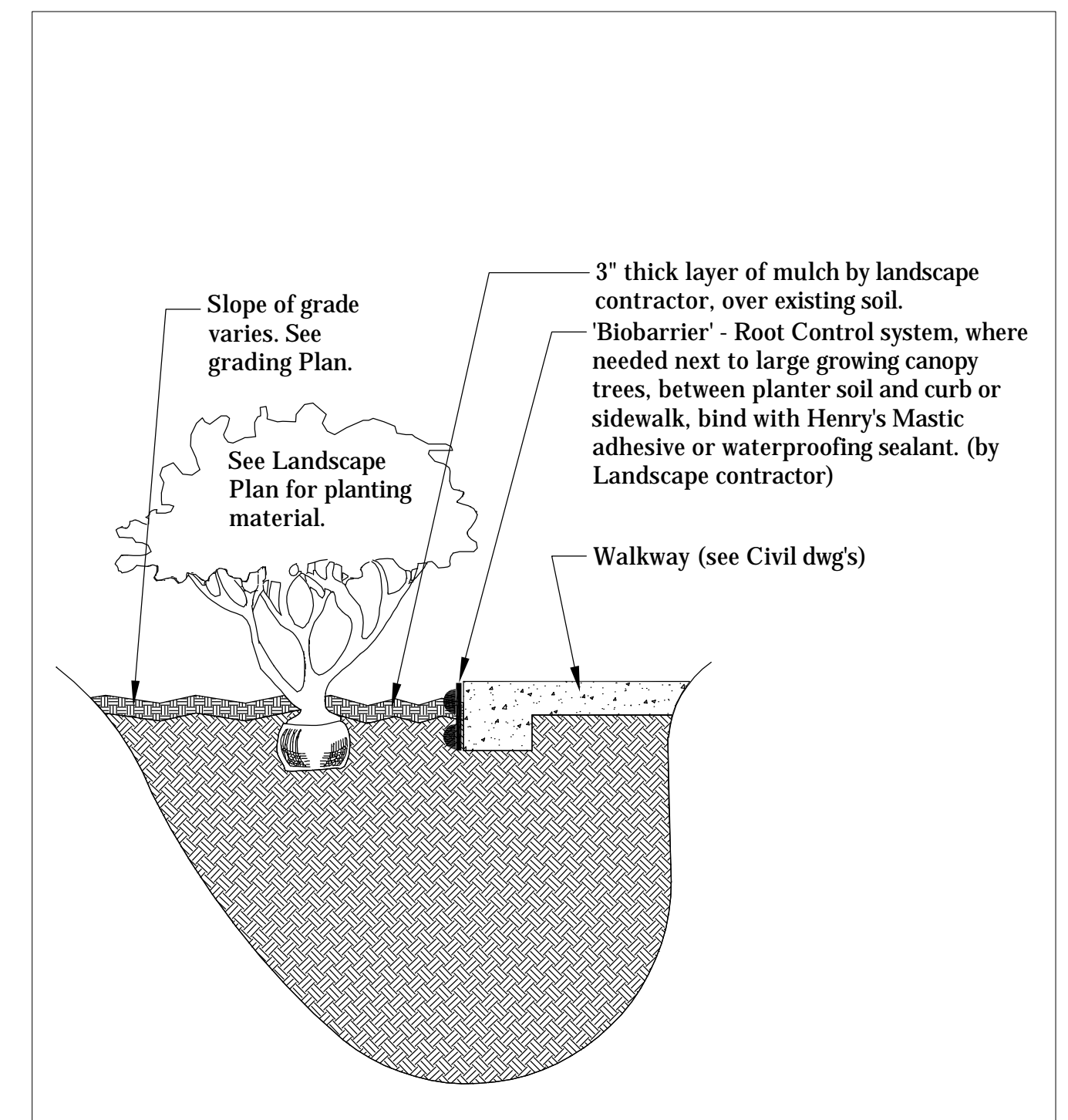
1 Palm Planting Detail
Scale: n.t.s.



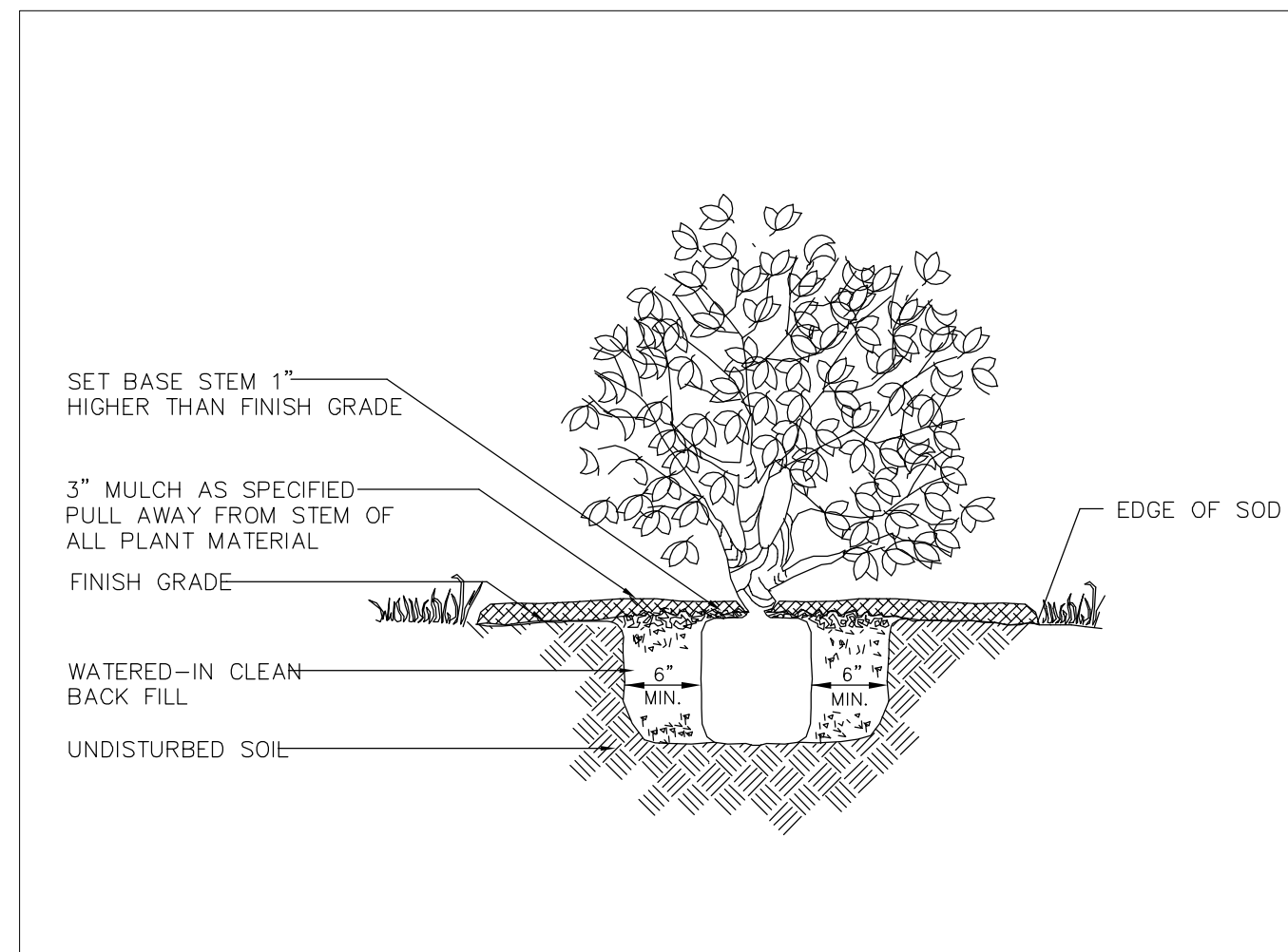
2 Single Trunk Tree Planting Detail
Scale: n.t.s.



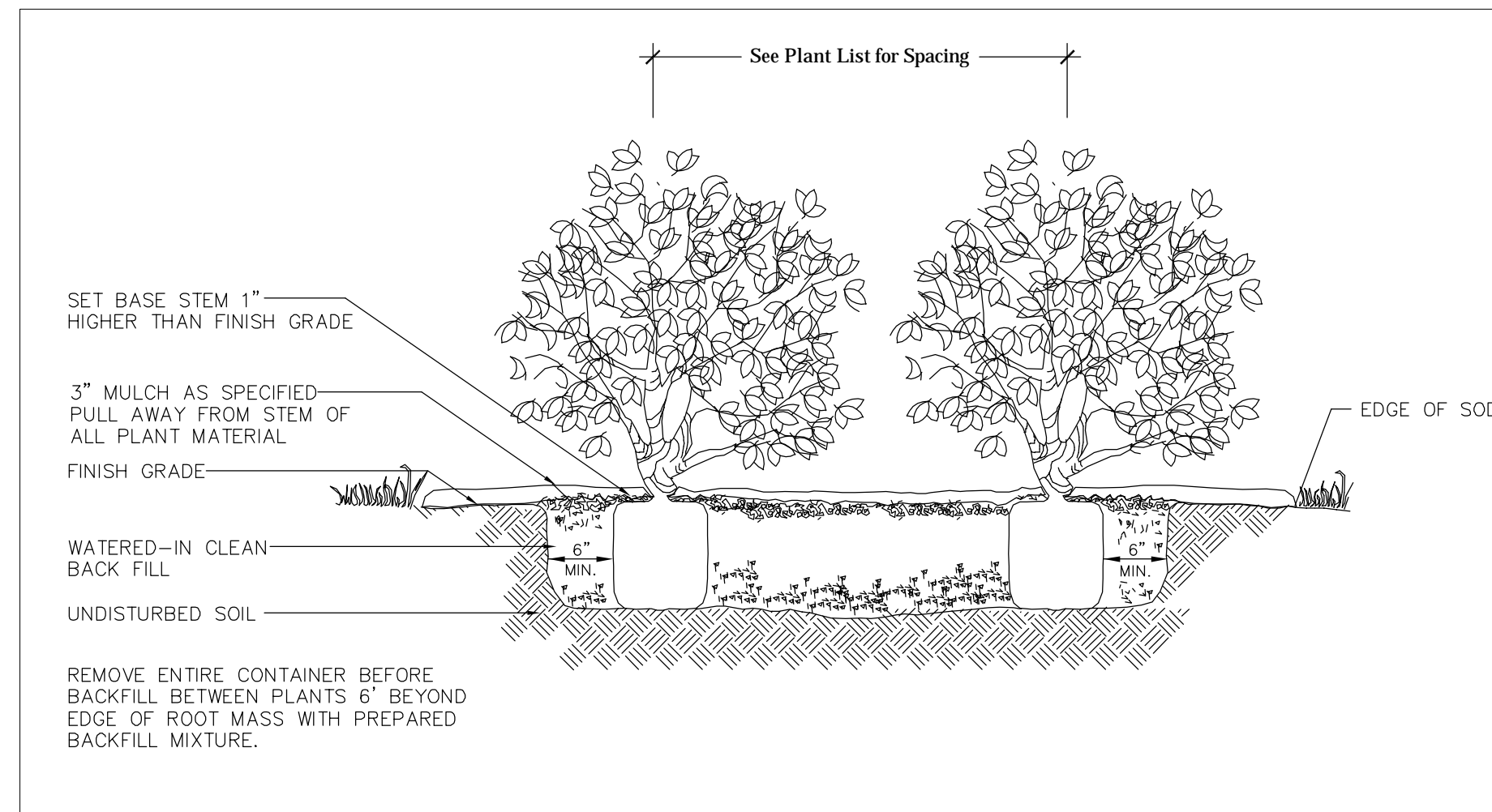
3 Multi-Trunk Tree Planting Detail
Scale: n.t.s.



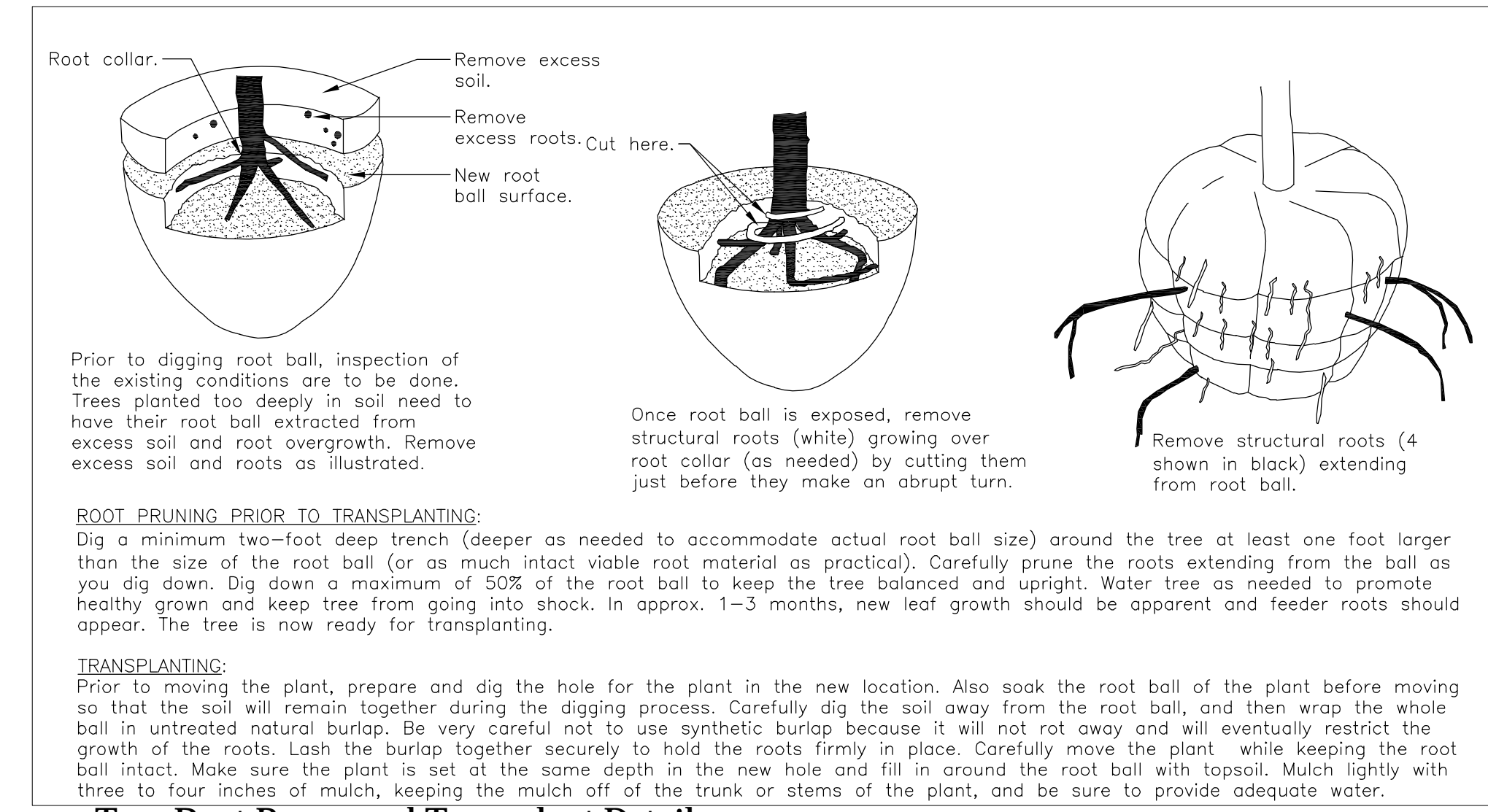
4 Edge of sidewalk Root Barrier
Scale: n.t.s.



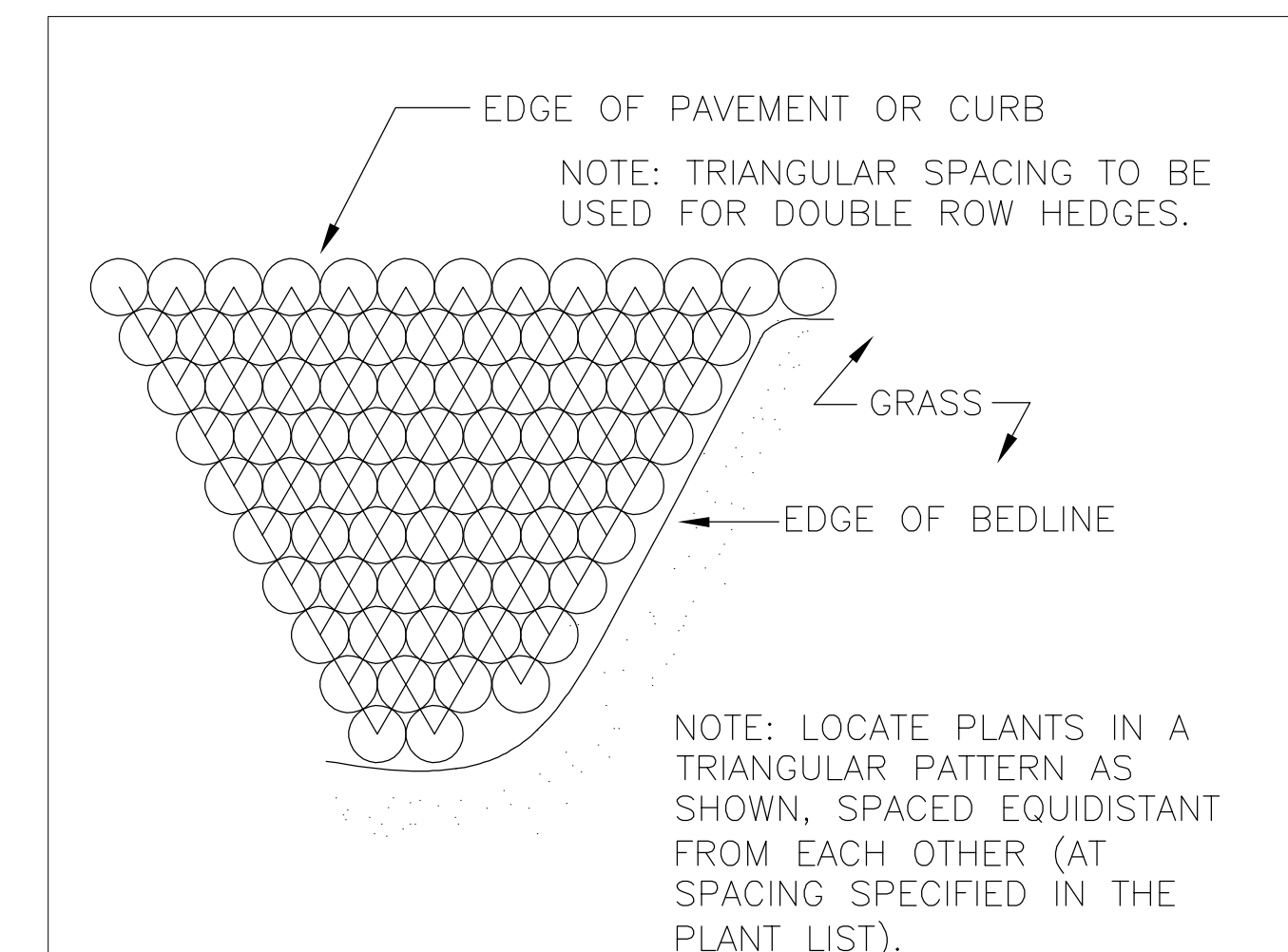
5 Shrub Planting Detail
Scale: n.t.s.



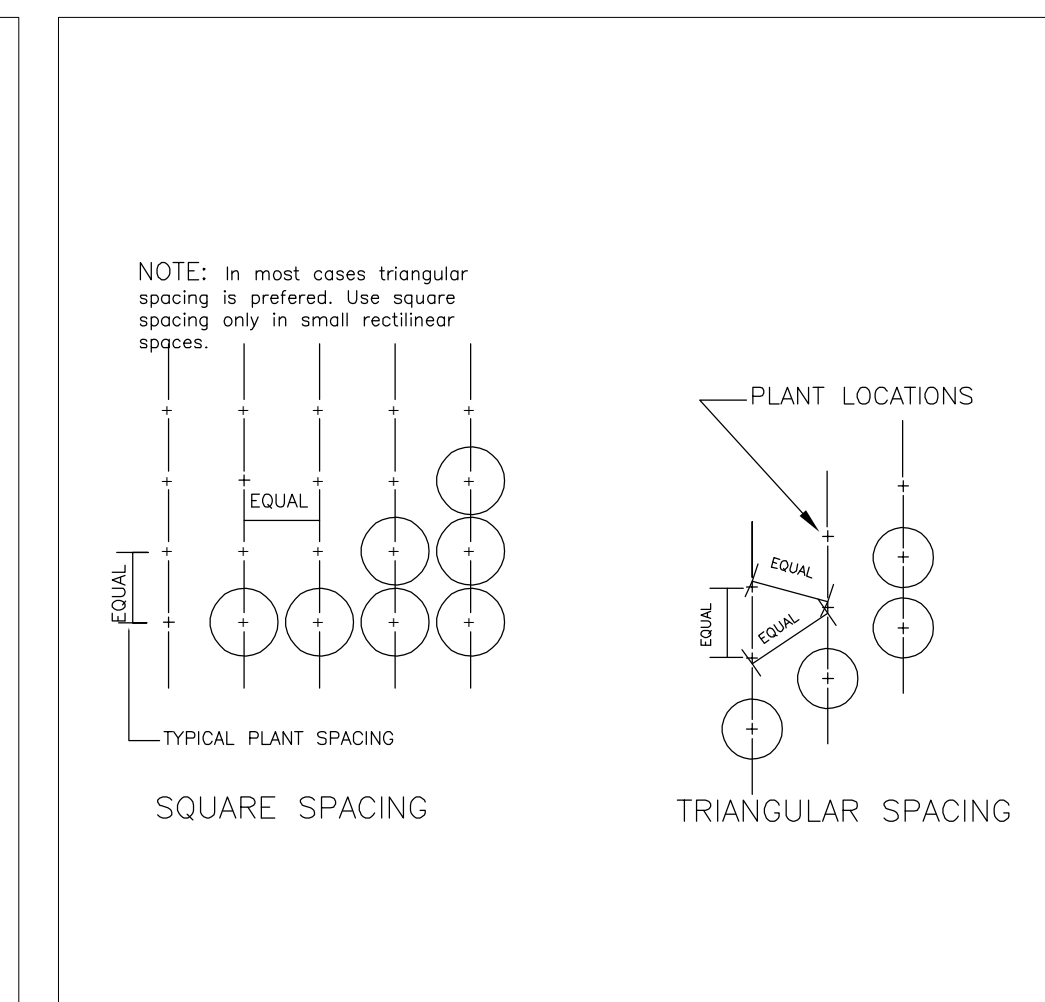
6 Ground Cover Detail
Scale: n.t.s.



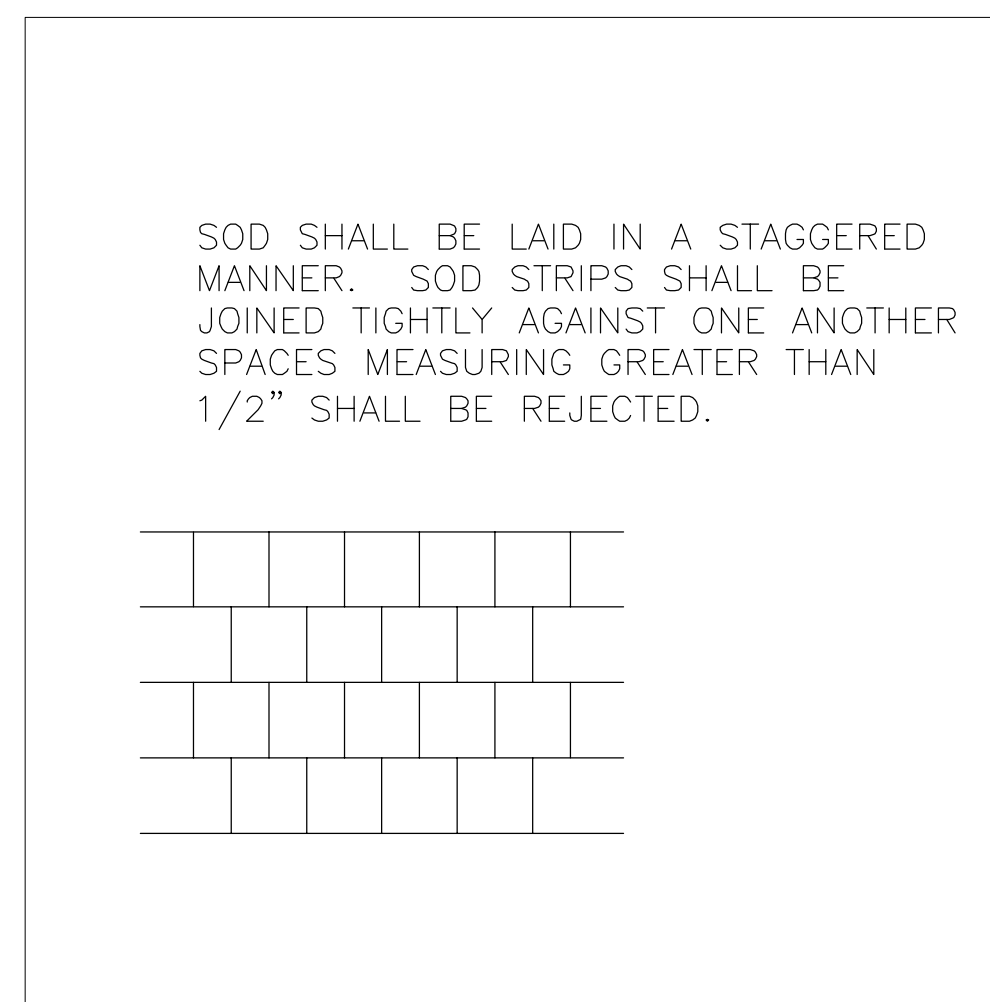
11 Tree Root Prune and Transplant Detail
Scale: N.T.S.



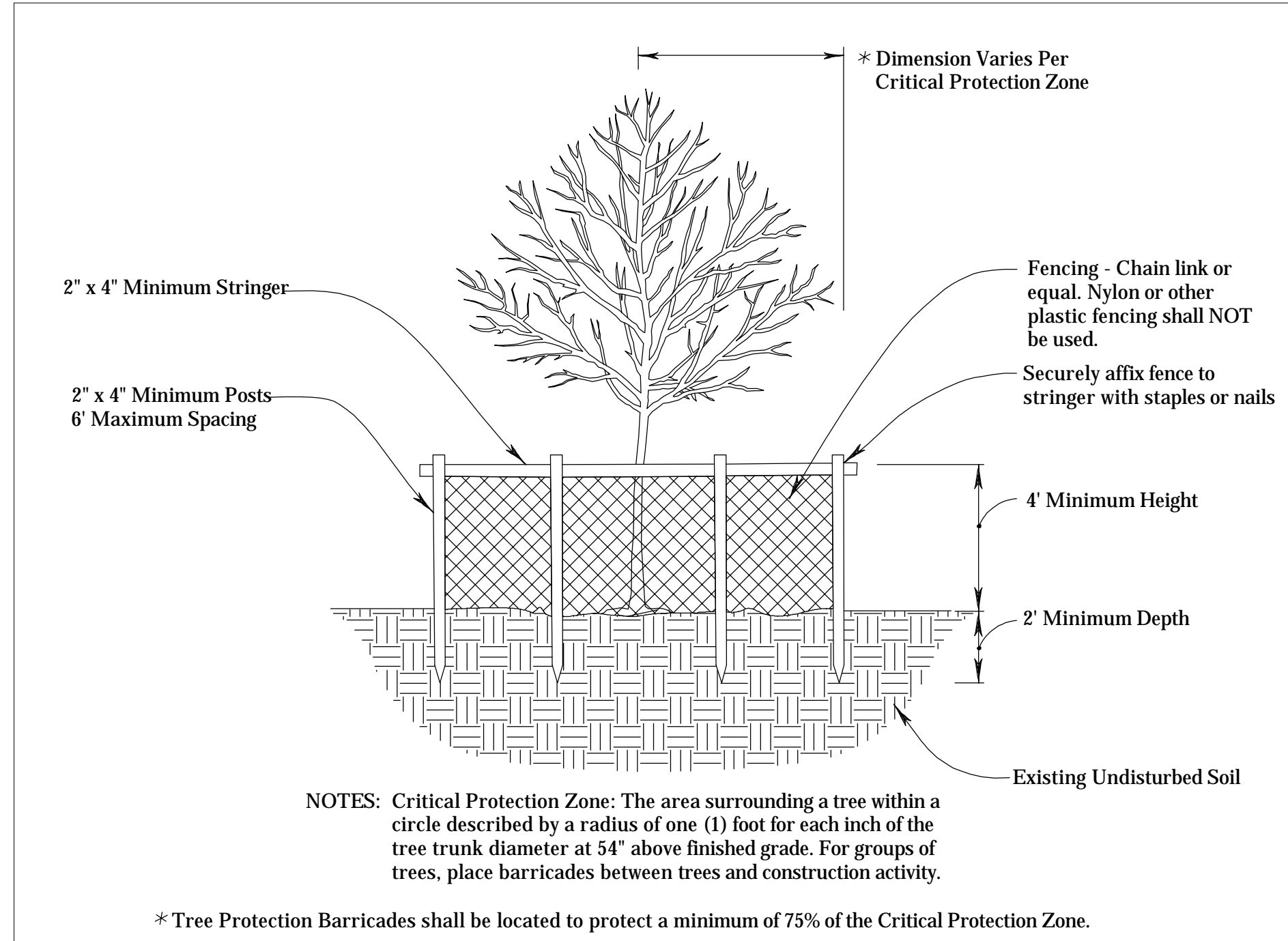
7 Shrub Planting Spacing Detail
Scale: n.t.s.



8 Ground Cover Spacing Detail
Scale: n.t.s.



9 Sod Planting Detail
Scale: n.t.s.



10 Tree Protection Barrier Detail
Scale: 1/2" = 1'-0"

